

# Product Showcase



## Unios Toolbox

This digital tool provides you with a platform for configuring, bookmarking and collaborating on luminaires for any project.

[unios.com/toolbox](https://unios.com/toolbox)

---

## Catalogues

Stay up to date with the latest Unios luminaire releases with our range of product catalogues.

[unios.com/catalogues](https://unios.com/catalogues)

---

## Universal Light

With contributions from leading experts, Universal Light is dedicated to increasing the awareness of the impact of light and the lighting industry.

[unios.com/universallight](https://unios.com/universallight)

---

## White Papers

Learn about the specifics of new technologies and trending topics in methodically researched white papers.

[unios.com/whitepapers](https://unios.com/whitepapers)

**Changing how the  
world views lighting.**

Building digital tools.  
Sharing new knowledge.

We're simplifying lighting for a brighter future. We empower you with digital tools, jargon-free knowledge and premium products with honest value to take the stress out of lighting.

The Conventional Approach

The Unios Approach

Hours of time searching products and specs	→	Seconds to find what you need
Missing specifications	→	Complete data at your fingertips
Limited options	→	A complete project solution
Overly technical wording	→	Jargon-free explanations

# The Latest Additions



## A Gold Winner

Celebrated as a Good Design Award Gold Winner, the Pandia Collection, designed by Chris Connell, is an exciting addition to hospitality and residential spaces.



## Product Upgrades

This volume sees the upgrade and expansion of 3 Unios signature series, including the Akira G2, Kobe G2 and the ION R Mini and Micro.



reddot winner 2025  
lighting design

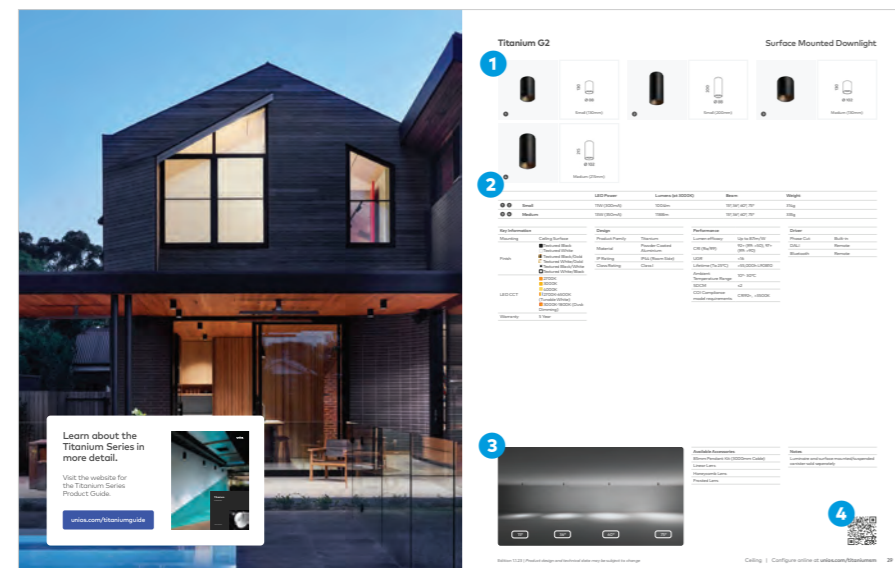
## A New Linear

All about colour quality and consistency, the new Inter features 12 linear profiles with CRI95+ and SDCMs1.



# A perfect pair — catalogue to website

While the Product Showcase provides an overview of Unios products, the Unios Toolbox (unios.com) paints a detailed picture through its intuitive user interface. Use these two platforms in unison to build your ideal workflow, from configuring a product to managing a project.



### 1 Browse our models

Refer to each image and diagram to get an overview of the product model options.

### 2 View product summary

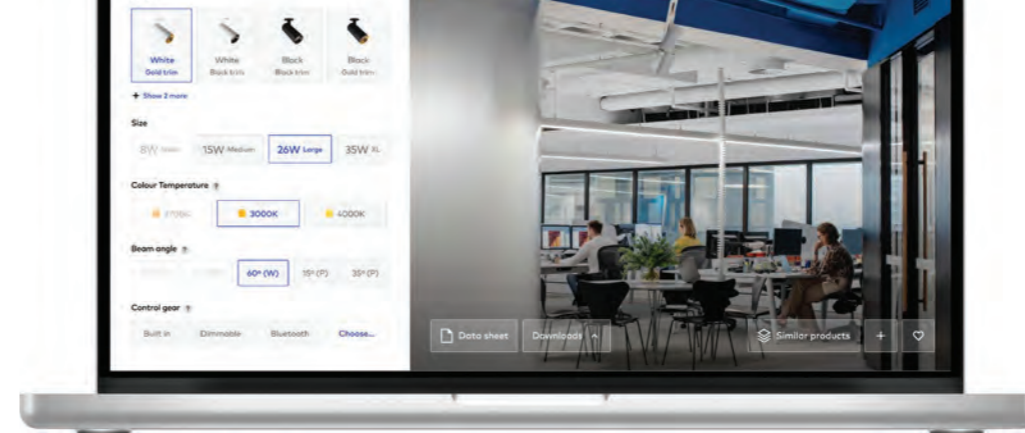

Access product key information, from design attributes, performance specifications, driver details to accessories.

### 3 Visualise beam options

View our beam render to better visualise product options and their lighting effects.

### 4 Get more details with a scan

Scan the QR code or access the footer link to transition from the catalogue to our Toolbox for a more detailed view of products.

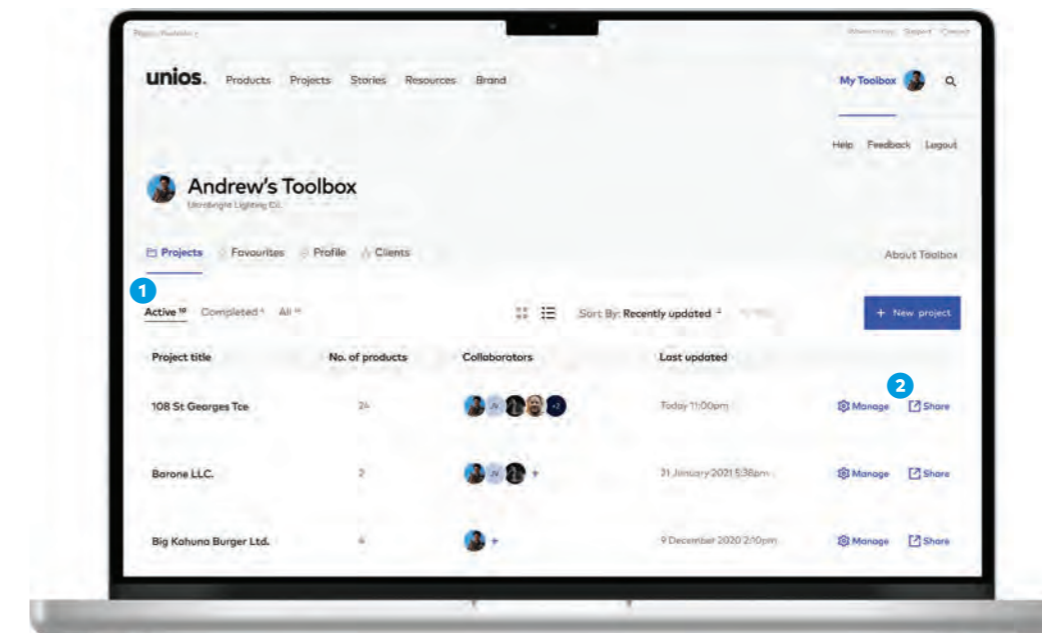
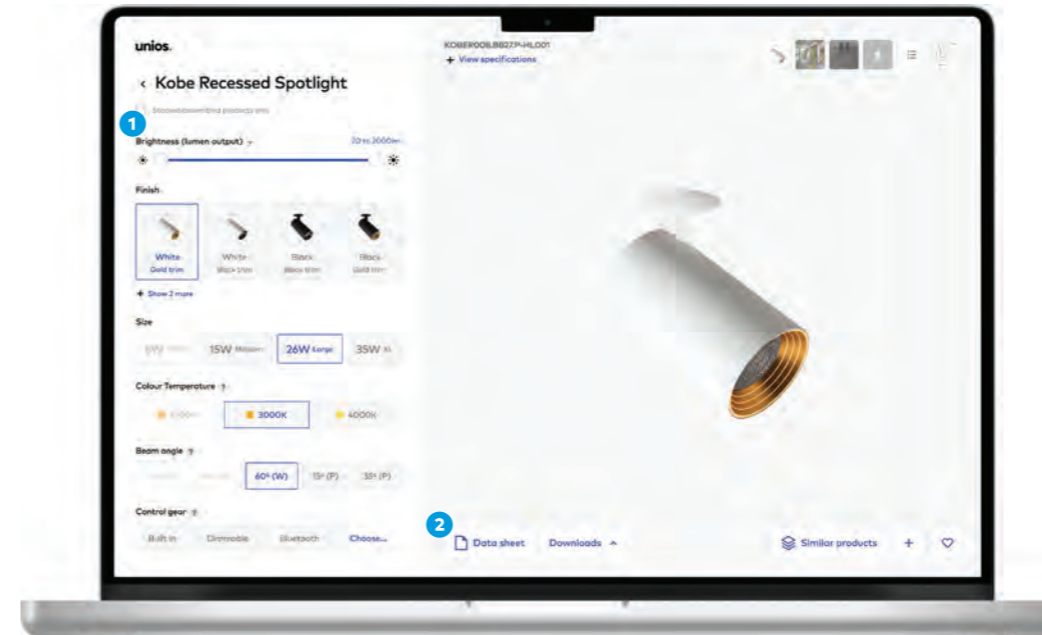


### 1 Configure

Toolbox provides live visualisation with detailed specifications of what you have configured, helping you find the right products for your needs.

### 2 Export assets in seconds

Bookmark or download key assets, from the datasheet to IES and BIM files, all in seconds.

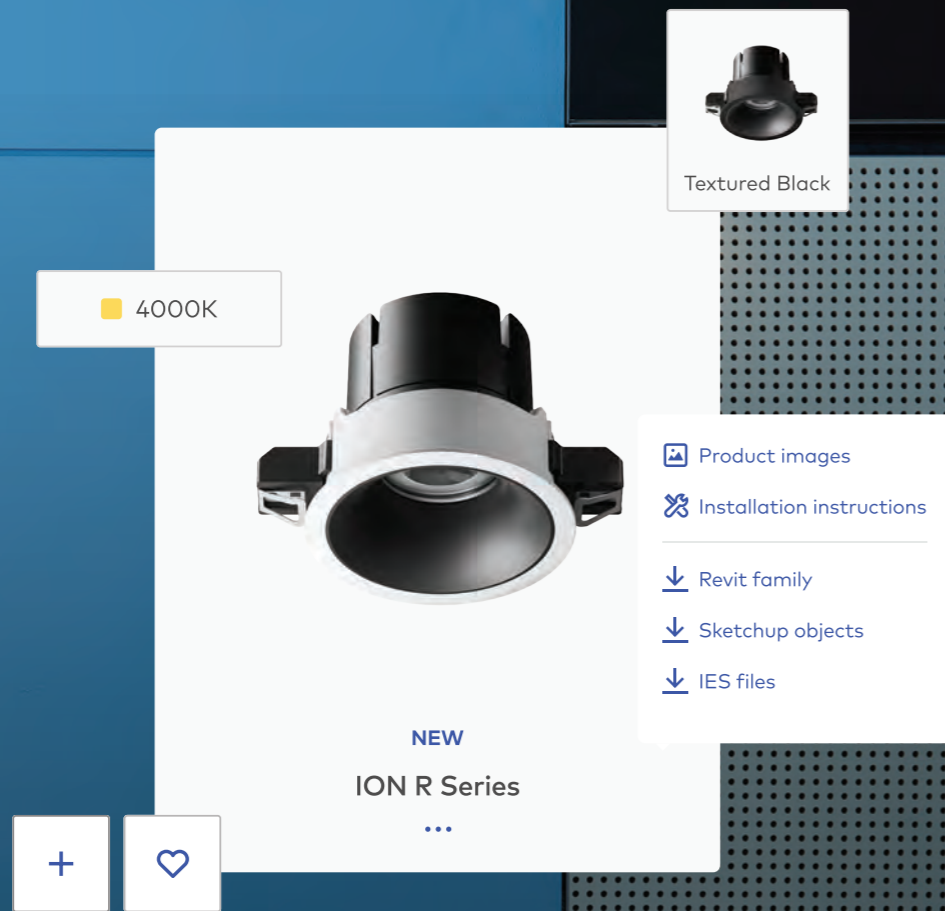


### 1 Manage selected products

Edit, add and manage your lighting choices or projects in just a few clicks with Toolbox project management feature.

### 2 Keep your partners in the loop

Collaborate with partners to achieve lighting selection clarity, using the Toolbox share and collaboration tool.



## Your lighting super power

Unios Toolbox is a streamlined, all-in-one platform for configuring, specifying, and collaborating on luminaires across projects. With instant access to thousands of options, Toolbox transforms a traditionally complex process into an effortless task, ensuring you find the perfect lighting fit quickly and efficiently.

Unios Toolbox

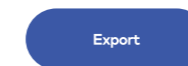
## Lighting simplified for the digital world



Streamline your product selection process with live in-line imagery of finishes, optics, drivers and accessories options and up-to-date stock information.



Effortlessly add products to an infinite number of projects or duplicate as needed with an accessible history log to keep an archive of your progress.



Powerful export tools are available to output customised data sheets (with logo and contact details) and provide easy access to IES and BIM (Revit, Sketchup) files.



Whether you prefer to export and share your project in a PDF or Excel file, relevant product technical details and imagery are summarised and designed to fit into any system or process.



Build and export a comprehensive lighting schedule in Excel or PDF in seconds.

### 2000+

unique projects created every year.

### 3900+

users who manage lighting schedule and projects using Toolbox.

### 52%

of time saved for designers, consultants and builders compared to other brands.


Projects

# Quality lighting to meet every project requirement

Whether you are looking for luminaires for a home or a luxurious hotel, an office or a public building, indoor spaces or outdoor areas, our suite of meticulously crafted products is designed to meet all your project's lighting requirements.



Hotels



Office



Education



Arts & Culture




Residential



Aged Care

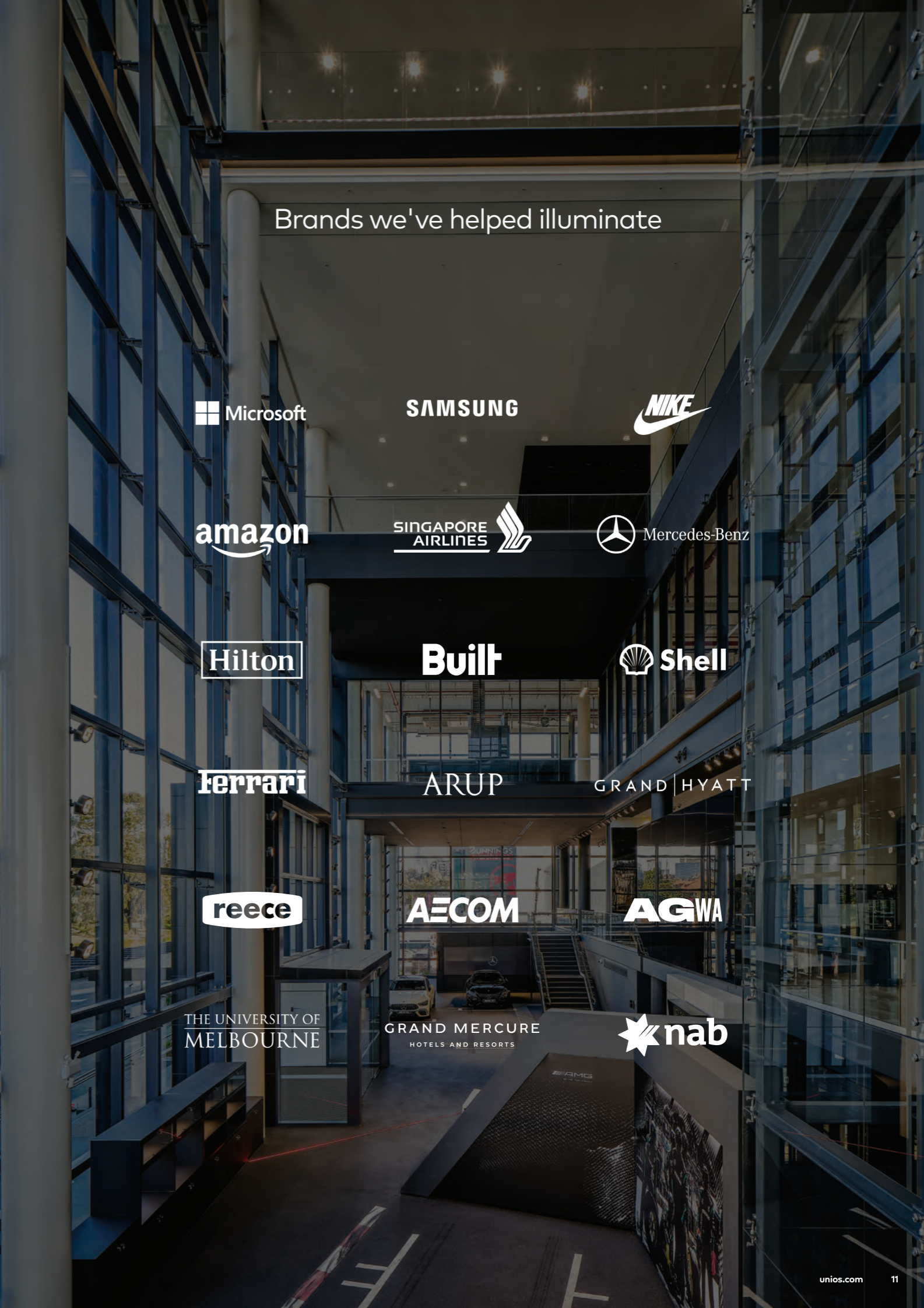


Retail



Public Spaces

To get lighting inspiration from our completed projects, visit [unios.com/projects](https://unios.com/projects)



Brands we've helped illuminate

Microsoft

SAMSUNG

NIKE

amazon

SINGAPORE AIRLINES

Mercedes-Benz

Hilton

Built

Shell

Ferrari

ARUP

GRAND HYATT

reece

AECOM

AGWA

THE UNIVERSITY OF MELBOURNE

GRAND MERCURE HOTELS AND RESORTS

nab

Our Distribution Network

# An ever-growing global presence

We have established a global distribution network across Asia and ANZ, supported by teams of local lighting experts who closely monitor the ever-changing market trends and demands. This ensures we always have the right products for your project requirements, ready for shipping in as little as 2 weeks.

## Experience Centres



**Perth, Australia (Unios HQ)**  
T +61 8 9248 1888  
E [sales@unios.com](mailto:sales@unios.com)  
37 Boom Street,  
Gnangara WA 6077



**Melbourne, Australia (MEC)**  
T +61 8 9248 1888  
E [melbourne@unios.com](mailto:melbourne@unios.com)  
GF/341 George Street,  
Fitzroy VIC 3065



**Ho Chi Minh, Vietnam (HEC)**  
T +84 28 3821 2927  
E [vietnam@unios.com](mailto:vietnam@unios.com)  
125 Hai Ba Trung, Saigon Ward



**Hanoi, Vietnam**  
T +84 28 3821 2927  
E [vietnam@unios.com](mailto:vietnam@unios.com)  
E2 – Chelsea Residence, 48 Tran  
Kim Xuyen, Yen Hoa, Cau Giay

## Office & Labs



**Sydney, Australia (Office)**  
T +61 8 9248 1888  
E [sydney@unios.com](mailto:sydney@unios.com)  
Workclub Barangaroo, 201 Kent St,  
Sydney NSW 2000



**Gyeonggido, South Korea (Office)**  
T +82 31 791 3922  
E [southkorea@unios.com](mailto:southkorea@unios.com)  
Na-dong, 1034,  
135 Misagangbyeonhangang-ro, Hanam-si



**Singapore (Office)**  
T +65 9674 0418  
E [singapore@unios.com](mailto:singapore@unios.com)  
11 Woodlands Close, #06-26,  
Woodlands 11, Singapore 737853



**Zhongshan, China (Lab)**  
T +86 (760) 8851 8920  
E [china@unios.com](mailto:china@unios.com)


## Distributor network

Perth, Australia  
Adelaide, Australia  
Melbourne, Australia  
Sydney, Australia  
Hobart, Australia  
Brisbane, Australia  
Canberra, Australia

Jakarta, Indonesia  
Singapore  
Bangkok, Thailand  
Hong Kong  
Seoul, South Korea  
Auckland, New Zealand  
Christchurch, New Zealand



## A user-first product development approach



At Unios, product development begins with a purpose. That purpose is shaped by understanding feedback from everyone who engages with our lights, from selection to installation. While conceptualising a new product, we ask: What values would this product bring? Is the product itself easy to understand? User-friendly? Environmentally friendly? Does it resonate with Unios as a brand?

These questions guide our innovation and design narrative, leading to exciting ventures, such as the ION Collection's modularity, the Inter's class-leading colour consistency, and the Max's ultra low-glare optics.

**12+**

months of research and development go into each new Unios luminaire.

**6**


countries from where our designers source parts and materials.

**0.3%**

failure rate in Unios luminaires.

# Lighting for people and wellness

From reducing flicker to creating visually comfortable spaces, our approach to product development is deeply rooted in prioritising the wellness and comfort of occupants.



## Flicker-Free Technology

Compliant with the IEEE 1789 'No Observable Effect' standard, our G2 Phase-Cut Driver helps prevent known potential adverse health effects with its flicker-free feature.

## Tunable White

Tune your lighting temperature from warm to cool (2700K to 6500K) to match your circadian rhythms, fostering mood enhancement and beneficial impacts on wellbeing.

## Casambi

In partnership with Casambi, our luminaires can be configured through your smart devices to open the possibilities for lighting control, colour temperature tuning and creating scenes and animations.

## ColourQuality

All our luminaires use LEDs with best-in-class colour accuracy and consistency, ensuring performance throughout the project's lifetime.

# 25-50%

of migraine sufferers identified flicker as a trigger in addition to doubling the average incidence of headaches.

# ≤1

is the SDCM rating for Unios linear products that require the highest level of colour consistency.

# R9

(red) values are stated on Unios luminaires in addition to CRI to provide a more holistic depiction of colour accuracy.





Australian Fabrication

## A labour of love and light from Australia



Selected ranges of Unios luminaires are made with precision and care by our lighting experts in Australia. Every luminaire starts with our product engineers and ends with the expert touch of our local fabricators.

Crafted in Australia is our effort to support a lighting world with peace of mind and minimal fuss. With the Australian fabricated product ranges, your luminaires will be customised to the exact millimetre and ready for dispatch in as little as ten business days for deliveries worldwide. It's a labour of love and light from Australia.

### 2 weeks

Australian fabricated Unios luminaires can be customised and made ready for global shipment.

### 5,200































uniquely stocked items in our Australian facility, ready to dispatch on demand.

### 100k




























customisable variations in our Australian warehouse ready to assemble.

# Browse by categories

## Ceiling













 <b>NEW</b> ION R Downlight 35	 <b>NEW</b> ION R Suspended Downlight 45	 ION S Framer Recessed Spotlight 55	 <b>NEW</b> Akira G2 Suspended Ceiling Light 71	 Titanium Surface Mounted Starlight 93	 Node Recessed Darklight 107
 <b>NEW</b> ION R Adjustable Downlight 37	 ION R Vandal-proof Downlight 47	 <b>NEW</b> Pandia Pendant Light 61	 Titanium G2 Downlight 75	 Titanium Suspended Starlight 95	 Node Adjustable Darklight 108
 <b>NEW</b> ION R Focus Downlight 39	 ION S Surface Mounted Spotlight 52	 <b>NEW</b> Kobe G2 Recessed Spotlight 62	 Titanium G2 Surface Mounted Downlight 81	 <b>NEW</b> EQ Comfort Downlight 99	 Node IP65 Darklight 109
 <b>NEW</b> ION R Accent Downlight 41	 ION S Framer Surface Mounted Spotlight 53	 <b>NEW</b> Kobe G2 Surface Mounted Spotlight 63	 Titanium G2 Suspended Downlight 85	 EQ Essential Downlight 101	 Apex Downlight 113
 <b>NEW</b> ION R Surface Mounted Downlight 43	 ION S Recessed Spotlight 54	 <b>NEW</b> Akira G2 Ceiling Light 67	 Titanium Starlight 89	 EQ Tilt Downlight 103	 Apex Surface Mounted Downlight 117

## Track



 Apex Suspended Downlight 121	 Diamond G2 IP44 Panel Light 139	 Supalux Linear Light 157	 ION S Track Light 159	 FX 48V Wallwasher 173	 Akira Track Light 189
 Apex Adjustable Downlight 123	 Athena G2 Series 141	 Zeron Mini Series 275	 ION S Framer Track Light 161	 FX 48V Linear Light 175	 Axis Track Light 191
 Switch Adjustable Downlight 127	 Athena Max Series 142	 Onyx Spotlight 279	 <b>NEW</b> Kobe G2 Track Light 165	 FX 48V Orb Light 177	 MX Track Series 195
 Shift G2 Adjustable Downlight 131	 Kinetic Surface Mounted Downlight 149	 Vega G2 Outdoor Light 305	 FX 48V Spotlight 169	 FX 48V Indirect Suspended Track 179	
 Diamond G2 Essential Panel Light 137	 Axis Surface Mounted Downlight 153		 FX 48V Darklight 171	 FX 48V Track Series 180	

## Browse by categories






























### Linear

 <b>NEW</b> Inter Pro Linear Light 205	 <b>NEW</b> Inter Dome Linear Light 220	 <b>NEW</b> LX Infinity Louvre Linear Series 242
 <b>NEW</b> Inter Flat Linear Light 210	 <b>NEW</b> Inter Strip Light 224	 <b>NEW</b> LX Infinity Prismatic Linear Series 244
 <b>NEW</b> Inter Angled Linear Light 215	 Eclipse G2 Glide IP67 Linear Light 229	
 <b>NEW</b> Inter Cove Linear Light 217	 Aeon Flex Essential Flexible Linear Series 230	
 <b>NEW</b> Inter Round Linear Light 219	 <b>NEW</b> LX Infinity Honeycomb Linear Series 240	

### Freestanding














 <b>NEW</b> Max Freestanding Light 253
 Moka Table Lamp 255

### Wall

 <b>NEW</b> Pandia Wall Light 259	 Pluto Wall Light 265	 Onyx Wall Light 281	 Tourmaline Wall Light 295	 Vega G2 Outdoor Light 305	 Link Wall Light 315
 Athena G2 Series 141	 Basc Wall Light 269	 Iris Wall Light 285	 Bianco Wall Light 297	 Astro Fixed Two Wall Light 307	 Ovo Wall Light 317
 Athena Max Series 142	 Vespa G2 Wall Light 271	 Paragon Wall Light 289	 Marc Wall Light 299	 Astro Fixed One Wall Light 309	 Orbit Wall Light 319
 Axis Surface Mounted Downlight 153	 Zeron Mini Series 275	 Echo Wall Light 291	 Edge Wall Light 301	 Nola Wall Light 311	 Zenith Wall Light 321
 Creo Reading Wall Light 263	 Onyx Spotlight 279	 Codex Reading Wall Light 293	 Moonstone Wall Light 303	 Cuadro Wall Light 313	

## Browse by categories

### Landscaping

		
Athena Max Catenary Light 143	Evio Bollard Light 335	Emerald Deck Light 351
		
Locus Spotlight Series 323	Compass Adjustable Inground Uplight 337	Emerald Spotlight 353
		
Athena Bollard Light 326	Cluster Inground Uplight 341	Spectrum Spike Light 355
		
Athena Sky Shield Bollard Light 327	Radius Pathway Light 345	
		
Pilot Handrail Light 331	Emerald Spike Spotlight 347	

## Browse by alphabetical order

<b>A</b>	
Aeon Flex Essential Flexible Linear Series	230
Akira G2 Ceiling Light	67
Akira G2 Suspended Ceiling Light	71
Akira Track Light	189
Apex Adjustable Downlight	123
Apex Downlight	113
Apex Surface Mounted Downlight	117
Apex Suspended Downlight	121
Astro Fixed One Wall Light	309
Astro Fixed Two Wall Light	307
Athena Bollard Light	326
Athena G2 Series	141
Athena Max Catenary Light	143
Athena Max Series	142
Athena Sky Shield Bollard Light	327
Axis Surface Mounted Downlight	153
Axis Track Light	191
<b>B</b>	
Basc Wall Light	269
Bianco Wall Light	297
<b>C</b>	
Cluster Inground Uplight	341
Codex Reading Wall Light	293
Compass Adjustable Inground Uplight	337
Creo Reading Wall Light	263
Cuadro Wall Light	313
<b>D</b>	
Diamond G2 Essential Panel Light	137
Diamond G2 IP44 Panel Light	139
<b>E</b>	
Echo Wall Light	291
Eclipse G2 Glide IP67 Linear Light	229
Edge Wall Light	301
Emerald Deck Light	351
Emerald Spike Spotlight	347
Emerald Spotlight	353
EQ Comfort Downlight	99
EQ Essential Downlight	101
EQ Tilt Downlight	103
Evio Bollard Light	335
<b>F</b>	
FX 48V Darklight	171
FX 48V Indirect Suspended Track	179

FX 48V Linear Light	175
FX 48V Orb Light	177
FX 48V Spotlight	169
FX 48V Track Series	180
FX 48V Wallwasher	173
<b>I</b>	
Inter Angled Linear Light	215
Inter Cove Linear Light	217
Inter Dome Linear Light	220
Inter Flat Linear Light	210
Inter Pro Linear Light	205
Inter Round Linear Light	219
Inter Strip Light Series	224
ION R Accent Downlight	41
ION R Adjustable Downlight	37
ION R Downlight	35
ION R Focus Downlight	39
ION R Surface Mounted Downlight	43
ION R Suspended Downlight	45
ION R Vandal-proof Downlight	47
ION S Framer Recessed Spotlight	55
ION S Framer Surface Mounted Spotlight	53
ION S Framer Track Light	161
ION S Recessed Spotlight	54
ION S Surface Mounted Spotlight	52
ION S Track Light	159
Iris Wall Light	285
<b>K</b>	
Kinetic Surface Mounted Downlight	149
Kobe G2 Recessed Spotlight	62
Kobe G2 Surface Mounted Spotlight	63
Kobe G2 Track Light	165
<b>L</b>	
Link Wall Light	315
Locus Spotlight Series	323
LX Infinity Honeycomb Linear Series	240
LX Infinity Louvre Linear Series	242
LX Infinity Prismatic Linear Series	244
<b>M</b>	
Marc Wall Light	299
Max Freestanding Light	253
Moka Table Lamp	255
Moonstone Wall Light	303
MX Track Series	195

<b>N</b>	
Node Adjustable Darklight	108
Node IP65 Darklight	109
Node Recessed Darklight	107
Nola Wall Light	311
<b>O</b>	
Onyx Spotlight	279
Onyx Wall Light	281
Orbit Wall Light	319
Ovo Wall Light	317
<b>P</b>	
Pandia Pendant Light	61
Pandia Wall Light	259
Paragon Wall Light	289
Pilot Handrail Light	331
Pluto Wall Light	265
<b>R</b>	
Radius Pathway Light	345
<b>S</b>	
Shift G2 Adjustable Downlight	131
Spectrum Spike Light	355
Supalux Linear Light	157
Switch Adjustable Downlight	127
<b>T</b>	
Titanium G2 Downlight	75
Titanium G2 Surface Mounted Downlight	81
Titanium G2 Suspended Downlight	85
Titanium Starlight	89
Titanium Surface Mounted Starlight	93
Titanium Suspended Starlight	95
Tourmaline Wall Light	295
<b>V</b>	
Vega G2 Outdoor Light	305
Vespa G2 Wall Light	271
<b>Z</b>	
Zenith Wall Light	321
Zeron Mini Series	275

Browse by collections

# Explore our signature collections

Achieve uniform lighting throughout your project by opting for signature collections, each featuring a curated range of models designed to seamlessly complement any space.

## ION R

## Collection



1	ION R Downlight	Page 35	See <a href="https://unios.com/iondownlight">unios.com/iondownlight</a> for more details
2	ION R Adjustable Downlight	Page 37	See <a href="https://unios.com/ionadjustable">unios.com/ionadjustable</a> for more details
3	ION R Focus Downlight	Page 39	See <a href="https://unios.com/ionfocus">unios.com/ionfocus</a> for more details
4	ION R Accent Downlight	Page 41	See <a href="https://unios.com/ionaccent">unios.com/ionaccent</a> for more details
5	ION R Surface Mounted Downlight	Page 43	See <a href="https://unios.com/ionrsm">unios.com/ionrsm</a> for more details
6	ION R Suspended Downlight	Page 45	See <a href="https://unios.com/ionrsuspended">unios.com/ionrsuspended</a> for more details
7	ION R Vandal-proof Downlight	Page 47	See <a href="https://unios.com/ionrvandalproof">unios.com/ionrvandalproof</a> for more details

## ION S

## Collection



1	ION S Surface Mounted Spotlight	Page 52	See <a href="https://unios.com/ionssm">unios.com/ionssm</a> for more details
2	ION S Framed Surface Mounted Spotlight	Page 53	See <a href="https://unios.com/ionframersm">unios.com/ionframersm</a> for more details
3	ION S Recessed Spotlight	Page 54	See <a href="https://unios.com/ionrecessed">unios.com/ionrecessed</a> for more details
4	ION S Framed Recessed Spotlight	Page 55	See <a href="https://unios.com/ionframerrecessed">unios.com/ionframerrecessed</a> for more details
5	ION S Track Light	Page 159	See <a href="https://unios.com/iontrack">unios.com/iontrack</a> for more details
6	ION S Framed Track Light	Page 161	See <a href="https://unios.com/ionframertrack">unios.com/ionframertrack</a> for more details

## Athena

## Outdoor Collection



1	Athena G2 Series	Page 141	See <a href="https://unios.com/athenag2">unios.com/athenag2</a> for more details
2	Athena Max Series	Page 142	See <a href="https://unios.com/athenamax">unios.com/athenamax</a> for more details
3	Athena Max Catenary Light	Page 143	See <a href="https://unios.com/athenacatenary">unios.com/athenacatenary</a> for more details
4	Athena Bollard Light	Page 326	See <a href="https://unios.com/athenabollard">unios.com/athenabollard</a> for more details

## Apex

## Collection



1	Apex Downlight	Page 113	See <a href="https://unios.com/apexdownlight">unios.com/apexdownlight</a> for more details
2	Apex Surface Mounted Downlight	Page 117	See <a href="https://unios.com/apexsm">unios.com/apexsm</a> for more details
3	Apex Suspended Downlight	Page 121	See <a href="https://unios.com/apexsuspended">unios.com/apexsuspended</a> for more details
4	Apex Adjustable Downlight	Page 123	See <a href="https://unios.com/apexadjustable">unios.com/apexadjustable</a> for more details

## Titanium


## Collection



1	Titanium G2 Downlight	Page 75	See <a href="https://unios.com/titaniumdownlight">unios.com/titaniumdownlight</a> for more details
2	Titanium G2 Surface Mounted Downlight	Page 81	See <a href="https://unios.com/titaniumsm">unios.com/titaniumsm</a> for more details
3	Titanium G2 Suspended Downlight	Page 85	See <a href="https://unios.com/titaniumsuspended">unios.com/titaniumsuspended</a> for more details
4	Titanium Starlight	Page 89	See <a href="https://unios.com/titaniumstarlight">unios.com/titaniumstarlight</a> for more details
5	Titanium Surface Mounted Starlight	Page 93	See <a href="https://unios.com/titaniumsmstarlight">unios.com/titaniumsmstarlight</a> for more details
6	Titanium Suspended Starlight	Page 95	See <a href="https://unios.com/titaniumsuspendedstarlight">unios.com/titaniumsuspendedstarlight</a> for more details

## Inter


## Linear Collection



1	Inter Pro Linear Light	Page 205	See <a href="https://unios.com/interpro">unios.com/interpro</a> for more details
2	Inter Flat Linear Light	Page 210	See <a href="https://unios.com/interflat">unios.com/interflat</a> for more details
3	Inter Angeled Linear Light	Page 215	See <a href="https://unios.com/interangled">unios.com/interangled</a> for more details
4	Inter Cove Linear Light	Page 217	See <a href="https://unios.com/intercove">unios.com/intercove</a> for more details
5	Inter Round Linear Light	Page 219	See <a href="https://unios.com/interround">unios.com/interround</a> for more details
6	Inter Dome Linear Light	Page 220	See <a href="https://unios.com/interdome">unios.com/interdome</a> for more details
7	Inter Strip Light	Page 224	See <a href="https://unios.com/interstrip">unios.com/interstrip</a> for more details

EQ

Collection



1	EQ Comfort Downlight	Page 99	See unios.com/eqcomfort for more details
2	EQ Essential Downlight	Page 101	See unios.com/eqessential for more details
3	EQ Tilt Downlight	Page 103	See unios.com/eqtilt for more details

Kobe

Collection



1	Kobe G2 Recessed Spotlight	Page 62	See unios.com/koberecessed for more details
2	Kobe G2 Surface Mounted Spotlight	Page 63	See unios.com/kobesm for more details
3	Kobe G2 Track Light	Page 165	See unios.com/kobetrack for more details

FX


48V Track Collection



1	FX 48V Spotlight	Page 169	See unios.com/fxspot for more details
2	FX 48V Darklight	Page 171	See unios.com/fxdarklight for more details
3	FX 48V Wallwasher	Page 173	See unios.com/fxwallwasher for more details
4	FX 48V Linear Light	Page 175	See unios.com/fxlinear for more details
5	FX 48V Orb Light	Page 177	See unios.com/fxorb for more details
6	FX 48V Indirect Suspended Track	Page 179	See unios.com/fxindirect for more details
7	FX 48V Track	Page 180	See unios.com/fxtrack for more details

MX

Track Collection



1	ION S Track Light	Page 159	See unios.com/iontrack for more details
2	ION S Framer Track Light	Page 161	See unios.com/ionframertrack for more details
3	Kobe G2 Track Light	Page 165	See unios.com/kobetrack for more details
4	Akira Track Light	Page 189	See unios.com/akiratrack for more details
5	Axis Track Light	Page 191	See unios.com/axistrack for more details
6	MX Track Series	Page 195	See unios.com/mxtrack for more details

## Pandia


## Collection



1	Pandia Pendant Light	Page 61	See <a href="https://unios.com/pandiapendant">unios.com/pandiapendant</a> for more details
2	Pandia Wall Light	Page 259	See <a href="https://unios.com/pandiawall">unios.com/pandiawall</a> for more details

## Akira

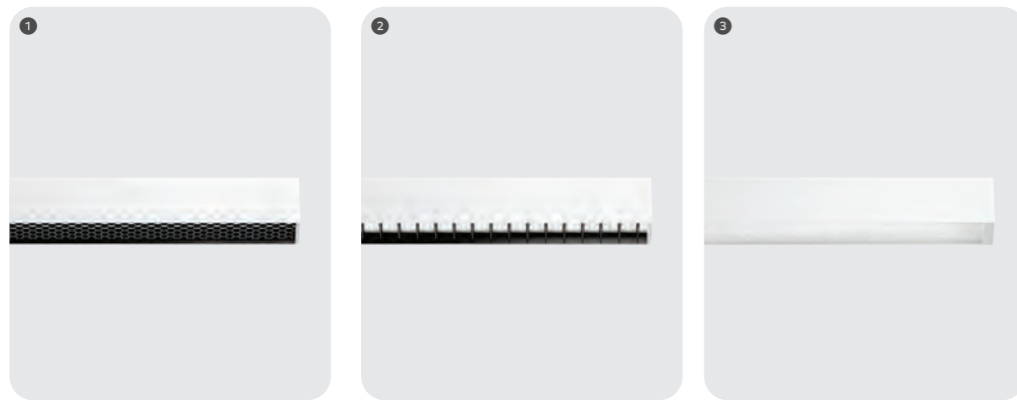
## Collection



1	Akira G2 Ceiling Light	Page 67	See <a href="https://unios.com/akirasm">unios.com/akirasm</a> for more details
2	Akira G2 Suspended Ceiling Light	Page 71	See <a href="https://unios.com/akirasuspended">unios.com/akirasuspended</a> for more details
3	Akira Track Light	Page 189	See <a href="https://unios.com/akiratrack">unios.com/akiratrack</a> for more details

## LX Infinity


## Collection



1	LX Infinity Honeycomb Linear Series	Page 240	See <a href="https://unios.com/lx">unios.com/lx</a> for more details
2	LX Infinity Louvre Linear Series	Page 242	See <a href="https://unios.com/lx">unios.com/lx</a> for more details
3	LX Infinity Prismatic Linear Series	Page 244	See <a href="https://unios.com/lx">unios.com/lx</a> for more details

## Axis

## Collection



1	Axis Surface Mounted Downlight	Page 153	See <a href="https://unios.com/axissm">unios.com/axissm</a> for more details
2	Axis Track Light	Page 191	See <a href="https://unios.com/axistrack">unios.com/axistrack</a> for more details



		LED Power	Lumens (at 3000K)	Beam	Beam (Elliptical)	Weight	Driver Options	Lumen Efficacy
1 5	Small	9W (250mA)	963lm	22°   40°   60°	20x60°   30x70°   50x80°	310g	Phase Cut, DALI, Bluetooth	Up to 93lm/W
		11W (300mA)	1155lm					
2 6	Medium	13W (350mA)	1355lm	22°   40°   60°	20x60°   30x70°   50x80°	456g	Phase Cut, DALI, Bluetooth	Up to 100lm/W
		15W (400mA)	1548lm					
		Medium Wallwasher	13W (350mA)	760lm	50° Asymmetrical	-	456g	Phase Cut, DALI, Bluetooth
		15W (400mA)	868lm					
3	Large	22W (600mA)	2392lm	30°   50°   70°	30x70°   50x80°   60x90°	1108g	Phase Cut, DALI, Bluetooth	Up to 98lm/W
		27W (750mA)	2990lm					
		32W (900mA)	3587lm					
		Large Wallwasher	22W (600mA)	1194lm	50° Asymmetrical	-	1108g	Phase Cut, DALI, Bluetooth
		27W (750mA)	1493lm					
		32W (900mA)	1792lm					
4	XL	36W (1000mA)	3973lm	30°   50°   70°	30x70°   50x80°   60x90°	1822g	Non-Dim, DALI, Bluetooth	Up to 105lm/W
		43W (1200mA)	4767lm					

Key Information	Design	Performance	Driver
Mounting: Ceiling Recessed	Product Family: ION	CRI (Ra/R9): 92+ (R9: >50)	Non-Dim: Remote
Trim Finish: <input type="checkbox"/> Textured Black, <input type="checkbox"/> Textured White	Material: Powder Coated Aluminium	UGR (70/50/20): <13	Phase Cut: Remote
Baffle Finish: <input type="checkbox"/> Matt Black, <input type="checkbox"/> Matt White, <input type="checkbox"/> Stealth Metallic, <input type="checkbox"/> Matt Gold*	IP Rating: IP54 (Room Side)	Lifetime (Ta 25°C): >55,000h L90B10	DALI: Remote
	Class Rating: Class II	Operating Ambient Temperature: -10°- 35°C	Bluetooth: Remote
	Insulation Rating: Small, Medium: IC-4 Large, XL: CA90	SDCM: <1.5	
*Not available in Large and XL model		COI Compliance Model Requirements: 4000K	
Wallwasher Baffle Finish: <input type="checkbox"/> Stealth Metallic			
LED CCT: <input type="checkbox"/> 2700K, <input type="checkbox"/> 3000K, <input type="checkbox"/> 4000K, <input type="checkbox"/> 2700K-6500K (Tunable White)			
Warranty: 5 Years			



Available Accessories	Notes
Tension Clips (for concrete applications, medium size only)	For the most narrow beam options below 22° an anti-glare louvre is included to aid in beam control and glare.
Linear Lens (for elliptical beams)	
Honeycomb Lens (for reduced glare)	
Softening Lens (for softening beam edges)	
Seismic Lanyard (for fixture security)	
Trimless Holesaw Kit (for rebating trim into ceiling surface)	



Learn about the ION R Collection in more detail.

Visit the website to view product information or download the brochure.

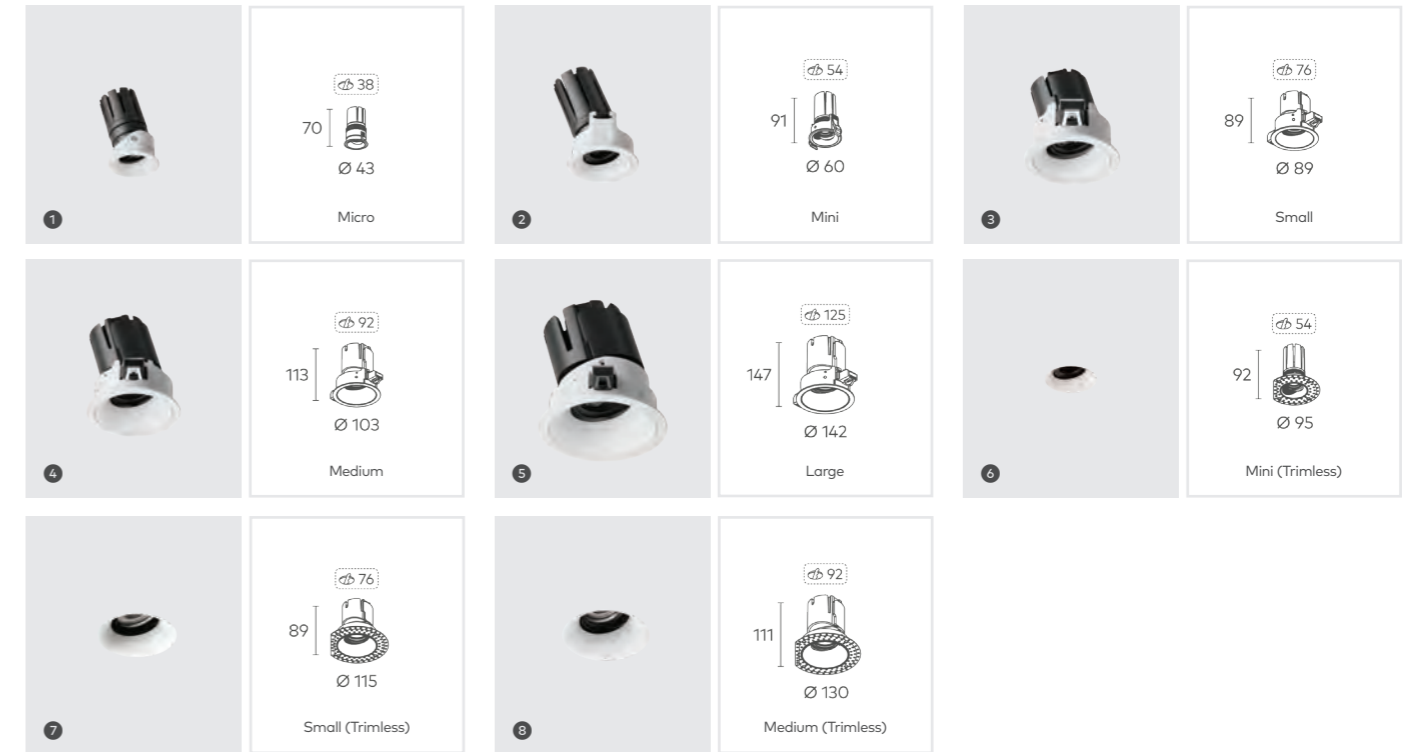
[unios.com/ionr](https://unios.com/ionr)






# ION<sup>®</sup> ADJUSTABLE

# Downlight



		LED Power	Lumens (at 3000K)	Beam	Beam (Elliptical)	Lumen Efficacy	Lifetime (Ta 25°C)	Weight
1	Micro	3W (1000mA)	178lm	6°   15°   40°	10x60°   15x60°   40x70°	Up to 50lm/W	>31,000h L90B10	94g
2 6	Mini	7W (600mA)	490lm	8°   20°   50°	10x60°   20x60°   40x70°	Up to 64lm/W	>108,000h L90B10	191g
3 7	Small	7W (200mA)	659lm	12°   30°   50°	12x60°   30x60°   40x70°	Up to 72lm/W	>55,000h L90B10	355g
4 8	Medium	9W (250mA)	899lm	22°   40°   60°	20x60°   35x70°   50x70°	Up to 90lm/W	>55,000h L90B10	600g
		13W (350mA)	1258lm					
5	Large	22W (600mA)	2237lm	30°   45°   60°	30x70°   45x60°   60x80°	Up to 95lm/W	>55,000h L90B10	1310g
		29W (800mA)	2982lm					

Key Information		Design		Performance		Driver	
Mounting	Ceiling Recessed	Product Family	ION	CRI (Ra/R9)	92+ (R9: >50)	Non-Dim	Remote
Trim Finish	<input type="checkbox"/> Textured Black <input type="checkbox"/> Textured White	Adjustability	355° Rotation with 25° Tilt, 30° Tilt (Micro, Mini)	UGR (70/50/20)	<13, <10 (Micro, Mini)	Phase Cut	Remote
Baffle Finish	<input type="checkbox"/> Matt Black <input type="checkbox"/> Matt White <input type="checkbox"/> Stealth Metallic <input type="checkbox"/> Matt Gold*	Material	Powder Coated Aluminium	Operating Ambient Temperature	-10°- 35°C	DALI	Remote
	*Not available in large model	IP Rating	IP54 (Room Side)	SDCM	<1.5, ≤3 (Micro, Mini)	Bluetooth	Remote
LED CCT	<input type="checkbox"/> 2700K <input type="checkbox"/> 3000K <input type="checkbox"/> 4000K <input type="checkbox"/> 2700K-6500K (Tunable White)	Class Rating	Class II	COI Compliance Model Requirements	4000K	Driver Notes	Bluetooth is not compatible with the Micro or Mini model.
Insulation Rating		Insulation Rating	IC-4, CA90 (Micro, Mini, Large)				
Warranty	5 Years						



- Available Accessories**
- Linear Lens (for elliptical beams)
  - Honeycomb Lens (for reduced glare)
  - Softening Lens (for softening beam edges)
  - Seismic Lanyard (for fixture security)
  - Trimless Holesaw Kit (for rebating trim into ceiling surface)

**Notes**

For the most narrow beam options below 22° for each model (6°, 8°, 12°, 22°), an anti-glare louvre is included to aid in beam control and glare.




Learn about the ION R Collection in more detail.

Visit the website to view product information or download the brochure.

[unios.com/ionr](https://unios.com/ionr)





		LED Power	Lumens (at 3000K)	Beam	Beam (Elliptical)	Lifetime (Ta 25°C)	Weight
1	Focus Micro	3W (1000mA)	178lm	6°   15°   40°	10x60°   15x60°   40x70°	>31,000h L90B10	94g
2/4	Focus Mini	7W (600mA)	490lm	8°   20°   50°	10x60°   20x60°   40x70°	>108,000h L90B10	191g
3/5	Focus	7W (200mA)	593lm	12°   30°   50°	12x30°   30x60°   50x70°	>55,000h L90B10	355g

Key Information		Design		Performance		Driver	
Mounting	Ceiling Recessed	Product Family	ION	Lumen Efficacy	Up to 67lm/W	Non-Dim	Remote
Finish	<input type="checkbox"/> Textured Black <input type="checkbox"/> Textured White	Material	Powder Coated Aluminium	CRI (Ra/R9)	92+ (R9: >50)	Phase Cut	Remote
LED CCT	<input type="checkbox"/> 2700K <input type="checkbox"/> 3000K <input type="checkbox"/> 4000K <input type="checkbox"/> 2700K-6500K (Tunable White)	IP Rating	IP54 (Room Side)	UGR (70/50/20)	<10	DALI	Remote
Warranty	5 Years	Class Rating	Class II	Operating Ambient Temperature	-10°- 35°C	Bluetooth	Remote
		Insulation Rating	IC-4, CA90 (Focus Micro, Focus Mini)	SDCM	<1.5, ≤3 (Focus Micro, Focus Mini)		
				COI Compliance Model Requirements	4000K		

Learn about the ION R Collection in more detail.

Visit the website to view product information or download the brochure.

[unios.com/ionr](https://unios.com/ionr)



Available Accessories

- Linear Lens (for elliptical beams)
- Honeycomb Lens (for reduced glare)
- Softening Lens (for softening beam edges)
- Trimless Holesaw Kit (for rebating trim into ceiling surface)

Notes

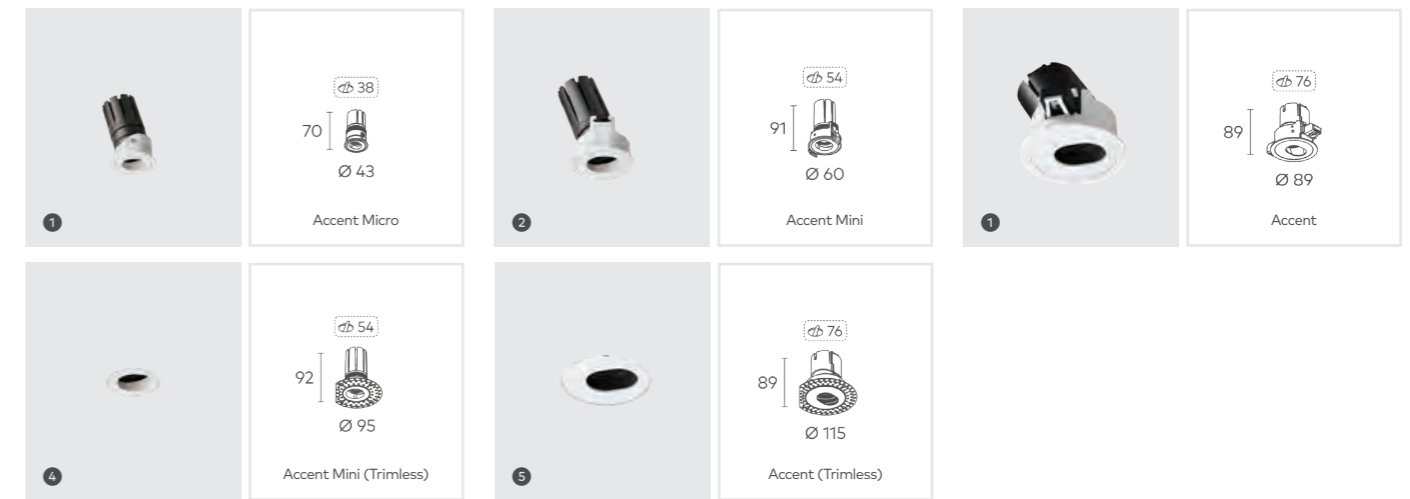
For the most narrow beam options for each model (6°, 8°, 12°), an anti-glare louvre is included to aid in beam control and glare.





# ION® ACCENT

# Downlight




		LED Power	Lumens (at 3000K)	Beam	Lifetime (Ta 25°C)	Weight
1	Accent Micro	3W (1000mA)	178lm	6°   15°	>31,000h L90B10	94g
2, 4	Accent Mini	7W (600mA)	490lm	8°   20°	>108,000h L90B10	191g
3, 5	Accent	7W (200mA)	593lm	12°   30°	>55,000h L90B10	355g

Key Information		Design		Performance		Driver	
Mounting	Ceiling Recessed	Product Family	ION	Lumen Efficacy	Up to 67lm/W	Non-Dim	Remote
Finish	<input type="checkbox"/> Textured Black	Adjustability	355° Rotation with 25° Tilt, 30° Tilt (Accent Micro, Accent Mini)	CRI (Ra/R9)	92+ (R9: >50)	Phase Cut	Remote
	<input type="checkbox"/> Textured White			UGR (70/50/20)	<10	DALI	Remote
LED CCT	<input type="checkbox"/> 2700K	Material	Powder Coated Aluminium	Operating Ambient Temperature	-10°- 35°C	Bluetooth	Remote
	<input type="checkbox"/> 3000K			SDCM	<1.5, s3 (Accent Micro, Accent Mini)	Driver Notes	
<input type="checkbox"/> 4000K	IP Rating	IP54 (Room Side)	Bluetooth is not compatible with the Accent Micro or Accent Mini model.				
<input type="checkbox"/> 2700K-6500K (Tunable White)			Class Rating	Class II	COI Compliance Model Requirements	4000K	
Warranty	5 Years	Insulation Rating			IC-4, CA90 (Accent Micro, Accent Mini)		

Learn about the ION R Collection in more detail.

Visit the website to view product information or download the brochure.

[unios.com/ionr](https://unios.com/ionr)




**Available Accessories**

- Honeycomb Lens (for reduced glare)
- Softening Lens (for softening beam edges)
- Trimless Holesaw Kit (for rebating trim into ceiling surface)

**Notes**

For the most narrow beam options for each model (6°, 8°, 12°), an anti-glare louvre is included to aid in beam control and glare.





	LED Power	Lumens (at 3000K)	Beam	Beam (Elliptical)	Lumen Efficacy	Weight
1 Mini	7W (600mA)	490lm	8°   20°   50°	10x60°   20x60°   40x70°	Up to 64lm/W	702g
2 Small	11W (300mA)	1155lm	22°   40°   60°	20x60°   30x70°   50x80°	Up to 93lm/W	714g
3 Medium	15W (400mA)	1548lm	22°   40°   60°	20x60°   30x70°   50x80°	Up to 100lm/W	955g
Medium Wallwasher	15W (400mA)	868lm	50° Asymmetrical	-	Up to 56lm/W	955g
4 Large	32W (900mA)	3587lm	30°   50°   70°	30x70°   50x80°   60x90°	Up to 98lm/W	2278g
Large Wallwasher	32W (900mA)	1792lm	50° Asymmetrical	-	Up to 49lm/W	2278g
5 XL	43W (1200mA)	4767lm	30°   50°   70°	30x70°   50x80°   60x90°	Up to 105lm/W	3550g

Key Information		Design		Performance		Driver	
Mounting	Ceiling Surface	Product Family	ION	CRI (Ra/R9)	92+ (R9: >50)	Non-Dim	Built-in
Canister Finish	<input type="checkbox"/> Textured Black <input type="checkbox"/> Textured White	Material	Powder Coated Aluminium	UGR (70/50/20)	<13, <10 (Mini)	Phase Cut	Built-in
Baffle Finish	<input type="checkbox"/> Matt Black <input type="checkbox"/> Matt White <input type="checkbox"/> Stealth Metallic <input type="checkbox"/> Matt Gold*	IP Rating	IP44	Lifetime (Ta 25°C)	>55,000h L90B10, >108,000h L90B10 (Mini)	DALI	Built-in Remote (Mini)
*Not available in Large and XL model		Class Rating	Class I	Operating Ambient Temperature	-10°- 35°C	Bluetooth	Remote
Wallwasher Baffle Finish	<input type="checkbox"/> Stealth Metallic			SDCM	<1.5, s3 (Mini)	<b>Driver Notes</b> <i>Bluetooth is not compatible with the Mini model.</i>	
LED CCT	<input type="checkbox"/> 2700K <input type="checkbox"/> 3000K <input type="checkbox"/> 4000K <input type="checkbox"/> 2700K-6500K (Tunable White)			COI Compliance Model Requirements	4000K		
Warranty	5 Years						



Available Accessories	Notes
Linear Lens (for elliptical beams)	For the most narrow beam options below 22° for each model (6°, 8°, 12°, 22°), an anti-glare louvre is included to aid in beam control and glare.
Honeycomb Lens (for reduced glare)	
Softening Lens (for softening beam edges)	



**Learn about the ION R Collection in more detail.**

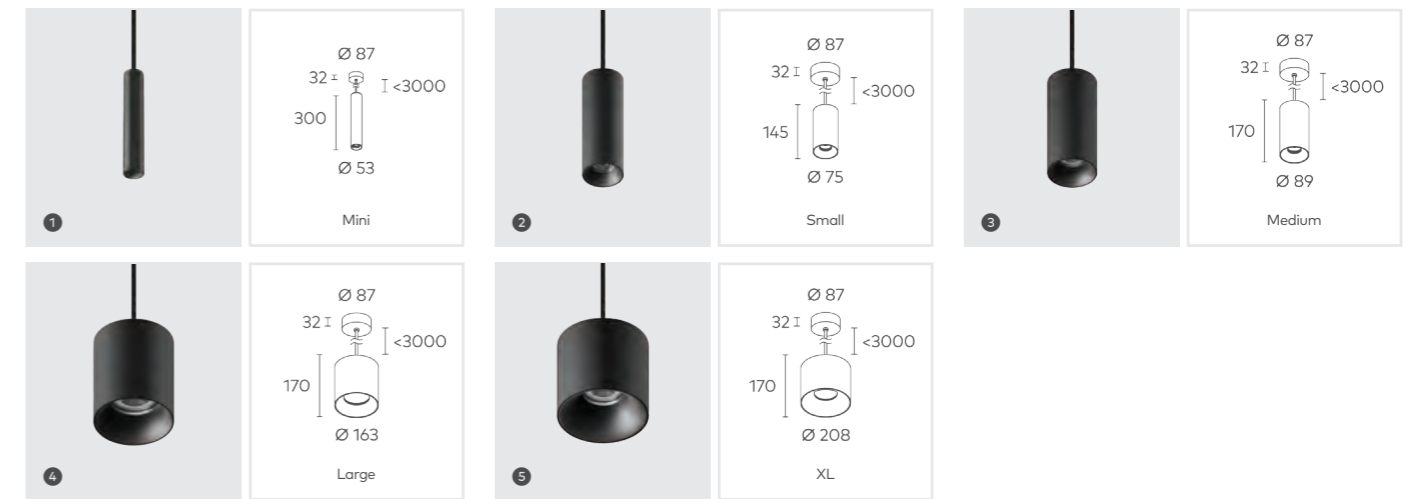
Visit the website to view product information or download the brochure.

[unios.com/ionr](https://unios.com/ionr)



ION®

Suspended Downlight



	LED Power	Lumens (at 3000K)	Beam	Beam (Elliptical)	Lumen Efficacy	Weight
1 Mini	7W (600mA)	490lm	8°   20°   50°	10x60°   20x60°   40x70°	Up to 64lm/W	1202g
2 Small	11W (300mA)	1155lm	22°   40°   60°	20x60°   30x70°   50x80°	Up to 93lm/W	1214g
3 Medium	15W (400mA)	1548lm	22°   40°   60°	20x60°   30x70°   50x80°	Up to 100lm/W	1455g
Medium Wallwasher	15W (400mA)	868lm	50° Asymmetrical	-	Up to 56lm/W	1455g
4 Large	32W (900mA)	3587lm	30°   50°   70°	30x70°   50x80°   60x90°	Up to 98lm/W	2778g
Large Wallwasher	32W (900mA)	1792lm	50° Asymmetrical	-	Up to 49lm/W	2778g
5 XL	43W (1200mA)	4767lm	30°   50°   70°	30x70°   50x80°   60x90°	Up to 105lm/W	4050g

Key Information		Design		Performance		Driver	
Mounting	Ceiling Suspended	Product Family	ION	CRI (Ra/R9)	92+ (R9: >50)	Non-Dim	Built-in
Canister Finish	<input type="checkbox"/> Textured Black <input type="checkbox"/> Textured White	Material	Powder Coated Aluminium	UGR (70/50/20)	<13, <10 (Mini)	Phase Cut	Built-in
Baffle Finish	<input type="checkbox"/> Matt Black <input type="checkbox"/> Matt White <input type="checkbox"/> Stealth Metallic <input type="checkbox"/> Matt Gold*	IP Rating	IP20	Lifetime (Ta 25°C)	>55,000h L90B10, >108,000h L90B10 (Mini)	DALI	Built-in, Remote (Mini)
		Class Rating	Class I	Operating Ambient Temperature	-10°- 35°C	Bluetooth	Remote
		Cable Length	3000mm	SDCM	<1.5, ≤3 (Mini)	<b>Driver Notes</b> Bluetooth is not compatible with the Mini model.	
				COI Compliance Model Requirements	4000K		
Warranty	5 Years						

Learn about the ION R Collection in more detail.

Visit the website to view product information or download the brochure.

[unios.com/ionr](https://unios.com/ionr)



- Available Accessories**
- Linear Lens (for elliptical beams)
  - Honeycomb Lens (for reduced glare)
  - Softening Lens (for softening beam edges)
  - Rod Suspension Kit (for rod mounted installations)

**Notes**

For the most narrow beam options below 22° for each model (6°, 8°, 12°, 22°), an anti-glare louvre is included to aid in beam control and glare.






	LED Power	Lumens (at 3000K)	Beam	Weight
1 Vandal-proof	22W (600mA)	2391lm	30°   50°   70°	1356g
	27W (750mA)	2989lm		
	32W (900mA)	3587lm		

Key Information		Design		Performance		Driver	
Mounting	Ceiling Recessed	Product Family	ION	Lumen Efficacy	Up to 100lm/W	Phase Cut	Remote
Trim Finish	<input type="checkbox"/> Textured Black <input type="checkbox"/> Textured White	Material	Powder Coated Aluminium	CRI (Ra/R9)	92+ (R9: >50)	DALI	Remote
Baffle Finish	<input type="checkbox"/> Matt Black <input type="checkbox"/> 2700K <input type="checkbox"/> 3000K <input type="checkbox"/> 4000K <input type="checkbox"/> 2700K-6500K (Tunable White)	IP Rating	IP65	UGR (70/50/20)	<13	Bluetooth	Remote
LED CCT		IK Rating	IK10	Lifetime (Ta 25°C)	>55,000h L90B10		
Warranty	5 Years	Class Rating	Class II	Operating Ambient Temperature	-10°- 35°C		
		Insulation Rating	CA90	SDCM	<1.5		
				COI Compliance Model Requirements	4000K		

Learn about the ION R Collection in more detail.



Visit the website to view product information or download the brochure.

[unios.com/ionr](https://unios.com/ionr)





Available Accessories  
Seismic Lanyard





**ION R**  
Suspended Downlight  
Medium  
Textured Black


**ION R**  
Wallwasher Downlight  
Medium  
Textured White Trim,  
Stealth Metallic Baffle  
Mobilia Sydney

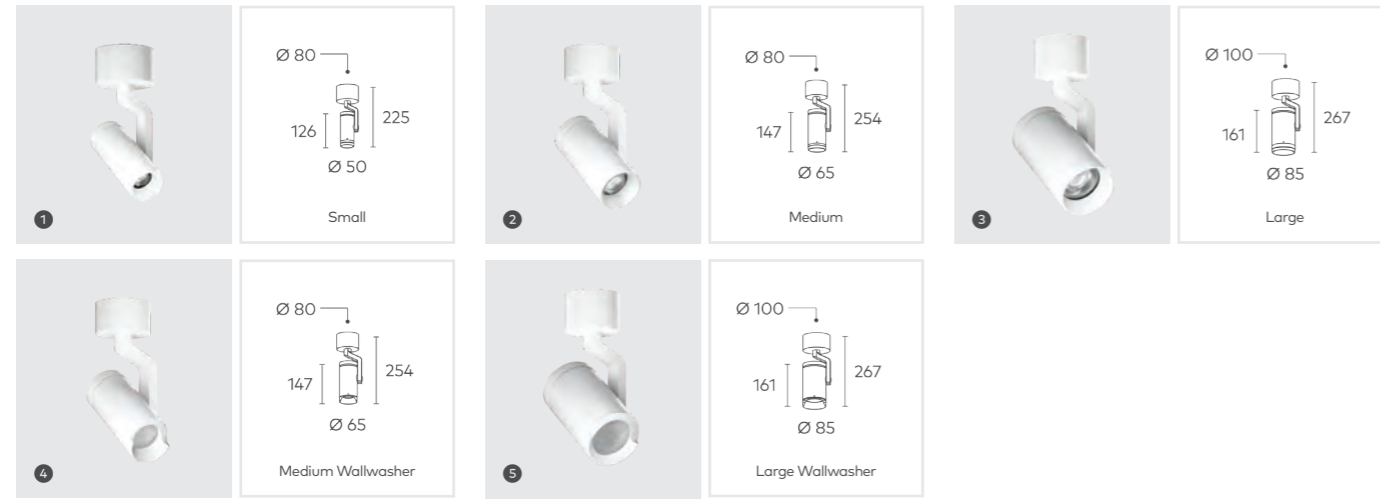


**ION R Focus**  
Downlight  
Textured Black

**ION R**  
Adjustable Downlight  
Mini  
Textured White,  
Stealth Metallic Baffle


**ION R**  
Adjustable Downlight  
Micro  
Textured White,  
Stealth Metallic Baffle





	LED Power	Lumens (at 3000K)	Beam	Beam (Elliptical)	Weight	Lumen Efficacy
1 Small	8W (200mA)	607lm	11°   21°   45°	12x55°   20x60°   40x60°	772g	Up to 65lm/W
2 Medium	13W (350mA)	1223lm	22°   40°   60°	22x60°   40x70°   50x70°	1006g	Up to 88lm/W
3 Large	18W (500mA)	1747lm	30°   45°   70°	30x70°   50x80°   60x80°	1534g	Up to 91lm/W
	25W (700mA)	2395lm				
4 Medium Wallwasher	13W (350mA)	1046lm	50° Asymmetrical	-	1006g	Up to 71lm/W
	18W (500mA)	1494lm				
5 Large Wallwasher	25W (700mA)	1790lm	50° Asymmetrical	-	1534g	Up to 64lm/W
	32W (900mA)	2302lm				

Key Information	Design	Performance	Driver
Mounting: Ceiling Surface	Product Family: ION	CRI (Ra/R9): 92+ (R9: >50)	Phase Cut: Built-in
Body Finish: <input type="checkbox"/> Textured Black, <input type="checkbox"/> Textured White	Adjustability: +90° / -30° Tilt, 355° Rotation	UGR (70/50/20): <13	DALI: Built-in
Baffle Finish: <input type="checkbox"/> Matt Black, <input type="checkbox"/> Matt White, <input type="checkbox"/> Stealth Metallic, <input type="checkbox"/> Matt Gold	Material: Powder Coated Aluminium	Lifetime (Ta 25°C): >55,000h L90B10	Bluetooth: Remote
Baffle Finish for standard model only:	IP Rating: IP20	Operating Ambient Temperature: -10°- 35°C	
LED CCT: <input type="checkbox"/> 2700K, <input type="checkbox"/> 3000K, <input type="checkbox"/> 4000K, <input type="checkbox"/> 2700K-6500K (Tunable White)	Class Rating: Class I	SDCM: ≤2	
Warranty: 5 Years		COI Compliance Model Requirements: 4000K	




**Available Accessories**

- Linear Lens (for elliptical beams)
- Honeycomb Lens (for reduced glare)
- Softening Lens (for softening beam edges)



	LED Power	Lumens (at 3000K)	Beam	Weight	Lumen Efficacy
1 Medium 55°	18W (500mA)	841lm	55°	2117g	Up to 39lm/W
2 Large 55°	32W (900mA)	1129lm	55°	2508g	Up to 30lm/W
3 Medium 15-25°	18W (500mA)	953lm	15-25°	2117g	Up to 44lm/W
4 Large 15-25°	32W (900mA)	1438lm	15-25°	2508g	Up to 38lm/W

Key Information	Design	Performance	Driver
Mounting: Ceiling Surface	Product Family: ION	CRI (Ra/R9): 97+ (R9: >90)	Phase Cut: Built-in
Finish: <input type="checkbox"/> Textured Black, <input type="checkbox"/> Textured White	Adjustability: +90° / -30° Tilt, 355° Rotation	UGR (70/50/20): <10	DALI: Built-in
LED CCT: <input type="checkbox"/> 3000K	Material: Powder Coated Aluminium	Lifetime (Ta 25°C): >55,000h L90B10	Bluetooth: Remote
Warranty: 5 Years	IP Rating: IP20	Operating Ambient Temperature: -10°- 35°C	
	Class Rating: Class I	SDCM: ≤2	



**Available Accessories**


- Gobo Lens Adaptor





	LED Power	Lumens (at 3000K)	Beam	Beam (Elliptical)	Weight	Lumen Efficacy
1 Small	8W (200mA)	607lm	11°   21°   45°	12x55°   20x60°   40x60°	612g	Up to 65lm/W
2 Medium	13W (350mA)	1223lm	22°   40°   60°	22x60°   40x70°   50x70°	846g	Up to 88lm/W
3 Large	18W (500mA)	1747lm	30°   45°   70°	30x70°   50x80°   60x80°	1280g	Up to 91lm/W
	25W (700mA)	2395lm				
4 Medium Wallwasher	13W (350mA)	1046lm	50° Asymmetrical	-	846g	Up to 71lm/W
	18W (500mA)	1494lm				
5 Large Wallwasher	25W (700mA)	1790lm	50° Asymmetrical	-	1280g	Up to 64lm/W
	32W (900mA)	2302lm				

Key Information	Design	Performance	Driver
Mounting: Ceiling Recessed	Product Family: ION	CRI (Ra/R9): 92+ (R9: >50)	Phase Cut: Remote
Body Finish: <input type="checkbox"/> Textured Black, <input type="checkbox"/> Textured White	Adjustability: +90° / -30° Tilt, 355° Rotation	UGR (70/50/20): <13	DALI: Remote
Baffle Finish: <input type="checkbox"/> Matt Black, <input type="checkbox"/> Matt White, <input type="checkbox"/> Stealth Metallic, <input type="checkbox"/> Matt Gold	Material: Powder Coated Aluminium	Lifetime (Ta 25°C): >55,000h L90B10	Bluetooth: Remote
Baffle Finish for standard model only:	IP Rating: IP20	Operating Ambient Temperature: -10°- 35°C	
LED CCT: <input type="checkbox"/> 2700K, <input type="checkbox"/> 3000K, <input type="checkbox"/> 4000K, <input type="checkbox"/> 2700K-6500K (Tunable White)	Class Rating: Class II	SDCM: ≤2	
Warranty: 5 Years	Insulation Rating: IC-4	COI Compliance Model Requirements: 4000K	




**Available Accessories**

- Linear Lens (for elliptical beams)
- Honeycomb Lens (for reduced glare)
- Softening Lens (for softening beam edges)



	LED Power	Lumens (at 3000K)	Beam	Weight	Lumen Efficacy
1 Medium 55°	18W (500mA)	841lm	55°	1857g	Up to 39lm/W
2 Large 55°	32W (900mA)	1129lm	55°	2154g	Up to 30lm/W
3 Medium 15-25°	18W (500mA)	953lm	15-25°	1857g	Up to 44lm/W
4 Large 15-25°	32W (900mA)	1438lm	15-25°	2154g	Up to 38lm/W

Key Information	Design	Performance	Driver
Mounting: Ceiling Surface	Product Family: ION	CRI (Ra/R9): 97+ (R9: >90)	Phase Cut: Remote
Finish: <input type="checkbox"/> Textured Black, <input type="checkbox"/> Textured White	Adjustability: +90° / -30° Tilt, 355° Rotation	UGR (70/50/20): <10	DALI: Remote
LED CCT: <input type="checkbox"/> 3000K	Material: Powder Coated Aluminium	Lifetime (Ta 25°C): >55,000h L90B10	Bluetooth: Remote
Warranty: 5 Years	IP Rating: IP20	Operating Ambient Temperature: -10°- 35°C	
	Class Rating: Class II	SDCM: ≤2	
	Insulation Rating: IC-4		



**Available Accessories**

- Gobo Lens Adaptor





Learn about the ION S Collection in more detail.

Visit the website to view product information or download the brochure.

[unios.com/ions](https://unios.com/ions)





ION S SERIES

unios.


ION S

Collection



**ION S**  
Recessed Spotlight  
Small  
Textured Black

**ION S**  
Surface Mounted Spotlight  
Small  
Textured Black



**ION S**  
Surface Mounted Spotlight  
Small  
Textured White/Gold  
Vibe Hotel Melbourne

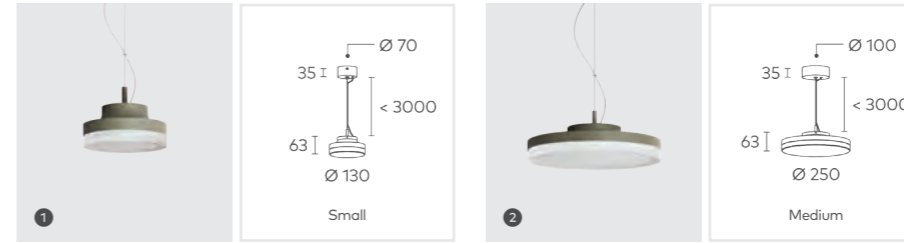
**ION S**  
Surface Mounted Spotlight  
Small  
Textured Black  
Hill of Content Bookshop





# Pandia

# Pendant Light




		LED Power	Lumens (at 2700K)	Beam	Weight
1	Small (130mm)	4W (100mA)	292lm	110°	1120g
2	Medium (250mm)	9W (260mA)	799lm	110°	3170g

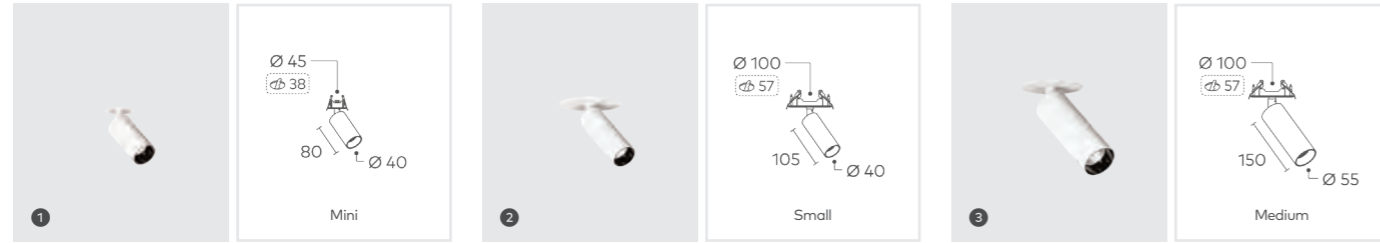
Key Information		Design		Performance		Driver	
Mounting	Ceiling Suspended	Product Family	Pandia	Lumen Efficacy	Up to 80lm/W	Phase Cut	Built-in
Finish	<input type="checkbox"/> Textured Black	Material	Powdercoated Aluminium, Cast Solid Glass	CRI (Ra/R9)	90+ (R9: >50)	DALI	Remote
	<input type="checkbox"/> Textured White			Lifetime (Ta 25°C)	>72,000h L80B10	Bluetooth	Remote
LED CCT	<input checked="" type="checkbox"/> 2700K	IP Rating	IP20	Operating Ambient Temperature	-10°- 35°C		
Warranty	5 Years	Class Rating	Class I	SDCM	≤3		

Learn about the Pandia Collection in more detail.

Visit the website to view product information or download the brochure.

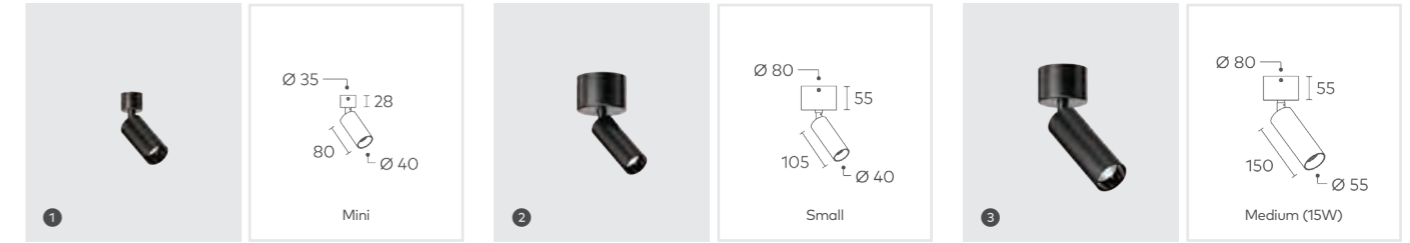
[unios.com/pandia](https://unios.com/pandia)






		LED Power	Lumens (at 3000K)	Beam	Weight
1	Mini	8W (200mA)	669lm	15°   36°   50°	380g
2	Small	15W (400mA)	1149lm	15°   36°   50°	460g
3	Medium	15W (400mA)	1285lm	15°   36°   50°	840g
		25W (700mA)	2248lm	15°   36°   50°	840g

Key Information		Design		Performance		Driver	
Mounting	Ceiling Recessed	Product Family	Kobe G2	Lumen Efficacy	Up to 97lm/W	Phase Cut	Remote
Finish	<input checked="" type="checkbox"/> Textured Black <input type="checkbox"/> Textured White/Black	Adjustability	350° Rotation 90° Tilt	CRI (Ra/R9)	92+ (R9: >50)	DALI	Remote
LED CCT	<input checked="" type="checkbox"/> 2700K <input type="checkbox"/> 3000K <input type="checkbox"/> 4000K <input type="checkbox"/> 2700K-6500K (Tunable White)	Material	Powder Coated Aluminium	UGR (70/50/20)	<13	Bluetooth	Remote
Warranty	5 Years	IP Rating	IP20	Lifetime (Ta 25°C)	>50,000h L90B10		
		Class Rating	Class II	Operating Ambient Temperature	-10°- 35°C		
		Insulation Rating	IC-4	SDCM	≤2, ≤3 Tunable White		
				COI Compliance Model Requirements	4000K		




		LED Power	Lumens (at 3000K)	Beam	Weight
1	Mini	8W (200mA)	669lm	15°   36°   50°	340g
2	Small	15W (400mA)	1149lm	15°   36°   50°	520g
3	Medium	15W (400mA)	1285lm	15°   36°   50°	840g
		25W (700mA)	2248lm	15°   36°   50°	840g

Key Information		Design		Performance		Driver	
Mounting	Ceiling Surface	Product Family	Kobe G2	Lumen Efficacy	Up to 97lm/W	Phase Cut	Remote (Mini), Built-in (Small, Medium)
Finish	<input checked="" type="checkbox"/> Textured Black <input type="checkbox"/> Textured White/Black	Adjustability	350° Rotation 90° Tilt	CRI (Ra/R9)	92+ (R9: >50)	DALI	Built-in
LED CCT	<input checked="" type="checkbox"/> 2700K <input type="checkbox"/> 3000K <input type="checkbox"/> 4000K <input type="checkbox"/> 2700K-6500K (Tunable White)	Material	Powder Coated Aluminium	UGR (70/50/20)	<10	Bluetooth	Remote
Warranty	5 Years	IP Rating	IP20	Lifetime (Ta 25°C)	>50,000h L90B10		
		Class Rating	Class I	Operating Ambient Temperature	-10°- 35°C		
				SDCM	≤2, ≤3 Tunable White		
				COI Compliance Model Requirements	4000K		





- Available Accessories**
- Honeycomb Lens (for reduced glare)
  - Linear Lens (for elliptical beams)
  - Softening Lens (for softening beam edges)



- Available Accessories**
- Honeycomb Lens (for reduced glare)
  - Linear Lens (for elliptical beams)
  - Softening Lens (for softening beam edges)





**Kobe G2**  
 Recessed Spotlight  
 Medium  
 Textured White  
 Mobilia Sydney

**Kobe G2**  
 Recessed Spotlight  
 Medium  
 Textured Black  
 Mobilia Sydney





# Akira G2

# Ceiling Light




	LED Power	Lumens (at 3000K)	Beam	Weight	DALI Addresses
<b>1</b> Small Direct	22W	1,960lm	90°	2.2kg	1
Small Direct/Indirect	22W ↓   11W ↑	3,093lm (1,960lm ↓   1,133lm ↑)	90° ↓   120° ↑	3kg	2
<b>2</b> Medium Direct	48W	4,721lm	90°	7.1kg	2
Medium Direct/Indirect	48W ↓   22W ↑	7,001lm (4,721lm ↓   2,280lm ↑)	90° ↓   120° ↑	8.1kg	2
<b>3</b> Large Direct	96W	9,606lm	90°	15.7kg	2
Large Direct/Indirect	96W ↓   48W ↑	14,432lm (9,606lm ↓   4,826lm ↑)	90° ↓   110° ↑	16.8kg	3

Key Information		Design		Performance		Control	
Mounting	Ceiling Surface	Product Family	Akira G2	Lumen Efficacy	Up to 102lm/W	Phase Cut	Built-in
Finish	<input type="checkbox"/> Textured Black <input type="checkbox"/> Textured White	Material	Powder Coated Aluminium	CRI (Ra/R9)	90+ (R9: >50)	DALI	Built-in
LED CCT	<input type="checkbox"/> 3000K <input type="checkbox"/> 4000K	Direct Optics	Micro Prismatic Lens	UGR	<19	Bluetooth	Built-in
Warranty	5 Years	Indirect Optics	Elliptical Spread Lens	Luminance(L65)	≤2000cd/m²		
		IP Rating	IP40	Lifetime (Ta 25°C)	>53,000h L90B10		
		Class Rating	Class I	Power Factor	≥0.9		
				Operating Ambient Temperature	-10°- 35°C		
				SDCM	≤3		

Learn about the Akira G2 Collection in more detail.

Visit the website to view product information or download the brochure.

[unios.com/akira](https://unios.com/akira)





Akira 

Ceiling Light

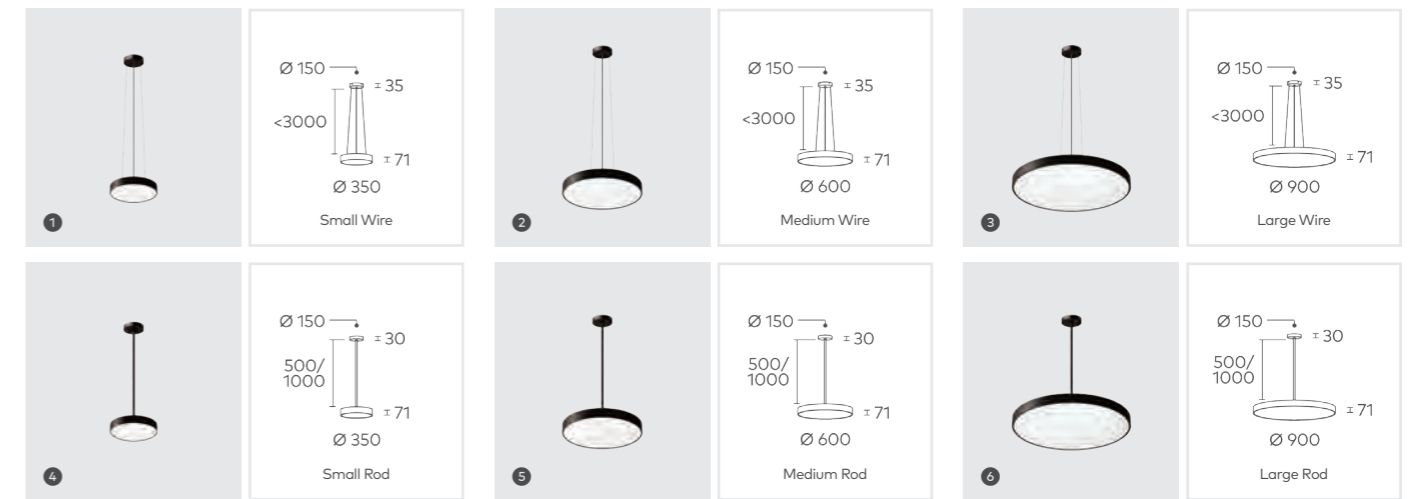


**Akira**  
Surface Mounted Ceiling Light  
R900  
Textured White  
Karrinyup Shopping Precinct,  
Owston Hill



Akira G2

Suspended Ceiling Light



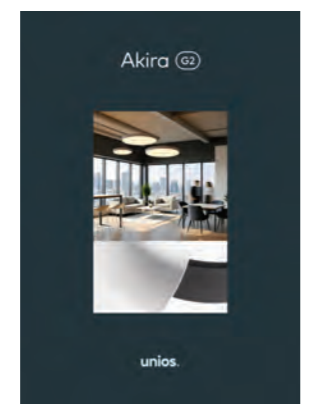
	LED Power	Lumens (at 3000K)	Beam	Weight	DALI Addresses
<b>1 4</b> Small Direct	22W	1,960lm	90°	3.2kg	1
Small Direct/Indirect	22W ↓   11W ↑	3,093lm (1,960lm ↓   1,133lm ↑)	90° ↓   120° ↑	4kg	2
<b>2 5</b> Medium Direct	48W	4,721lm	90°	8.1kg	2
Medium Direct/Indirect	48W ↓   22W ↑	7,001lm (4,721lm ↓   2,280lm ↑)	90° ↓   120° ↑	9.1kg	2
<b>3 6</b> Large Direct	96W	9,606lm	90°	16.7kg	2
Large Direct/Indirect	96W ↓   48W ↑	14,432lm (9,606lm ↓   4,826lm ↑)	90° ↓   110° ↑	17.8kg	3

Key Information		Design		Performance		Control	
Mounting	Ceiling Suspended	Product Family	Akira G2	Lumen Efficacy	Up to 102lm/W	Phase Cut	Built-in
Finish	<input type="checkbox"/> Textured Black <input type="checkbox"/> Textured White	Material	Powder Coated Aluminium	CRI (Ra/R9)	90+ (R9: >50)	DALI	Built-in
LED CCT	<input type="checkbox"/> 3000K <input type="checkbox"/> 4000K	Direct Optics	Micro Prismatic Lens	UGR	<19	Bluetooth	Built-in
Warranty	5 Years	Indirect Optics	Elliptical Spread Lens	Luminance(L65)	≤2000cd/m²		
		IP Rating	IP40	Lifetime (Ta 25°C)	>53,000h L90B10		
		Class Rating	Class I	Power Factor	≥0.9		
				Operating Ambient Temperature	-10°- 35°C		
				SDCM	≤3		

Learn about the Akira G2 Collection in more detail.

Visit the website to view product information or download the brochure.

[unios.com/akira](https://unios.com/akira)





**Akira**  
Suspended Ceiling Light  
R600  
Textured White  
Hutchins Middle School

**Akira**  
Suspended Ceiling Light  
R900  
Textured Black  
Tran Quang Coffee Factory

Akira ©2

Suspended Ceiling Light





## Titanium G2

## Downlight





	LED Power	Lumens (at 3000K)	Beam	Weight	Dusk CCT	
1	Small (84mm)	10W (250mA)	837lm	15°   36°   60°   75°	314g	Yes
2 4 5	Medium (100mm)	10W (250mA)	849lm	15°   36°   60°   75°	335g	Yes
		11W (300mA)	1018lm			
		13W (350mA)	1188lm			
3	Large (134mm)	10W (250mA)	872lm	15°   36°   60°   65°	850g	-
		15W (400mA)	1396lm			
		20W (500mA)	1746lm			
		25W (700mA)	2421lm			

Key Information		Design		Performance		Driver	
Mounting	Ceiling Recessed	Product Family	Titanium	Lumen Efficacy	Up to 87lm/W	Non-Dim	Remote
Finish	<input type="checkbox"/> Textured Black <input type="checkbox"/> Textured White <input type="checkbox"/> Textured Gold	Adjustability	25° Tilt	CRI (Ra/R9)	92+ (R9: >50),	Phase Cut	Remote
	<input type="checkbox"/> 2700K <input type="checkbox"/> 3000K <input type="checkbox"/> 4000K <input type="checkbox"/> 2700K-6500K (Tunable White) <input type="checkbox"/> 3000K-1800K (Dusk Dimming)	Material	Powder Coated Aluminium	UGR (70/50/20)	<16	DALI	Remote
		IP Rating	IP44 (Room Side)	Lifetime (Ta 25°C)	>55,000h L90B10	Bluetooth	Remote
LED CCT		Class Rating	Class II	Operating Ambient Temperature	-10°- 35°C		
Warranty	5 Years	Insulation Rating	Small, Medium: IC-4 Large, Dusk CCT: CA90	SDCM	≤2		
				COI Compliance Model Requirements	4000K		

Learn about the Titanium Collection in more detail.


Visit the website for the Titanium Collection Product Guide.

[unios.com/titaniumguide](https://unios.com/titaniumguide)



- Available Accessories**
- Asymmetrical Fascia
  - Wide Trim Fascia (for concrete applications)
  - Linear Lens (for elliptical beams)
  - Honeycomb Lens (for reduced glare)
  - Frosted Lens (for 65° and 75°)





**Titanium G2**  
Downlight  
Small (84mm)  
Textured Black  
52/3 Kitchen & Bar

**Titanium G2**  
Downlight  
Small (84mm)  
Textured Black  
Selbourne Rd

Titanium G2


Downlight





## Titanium G2

## Downlight



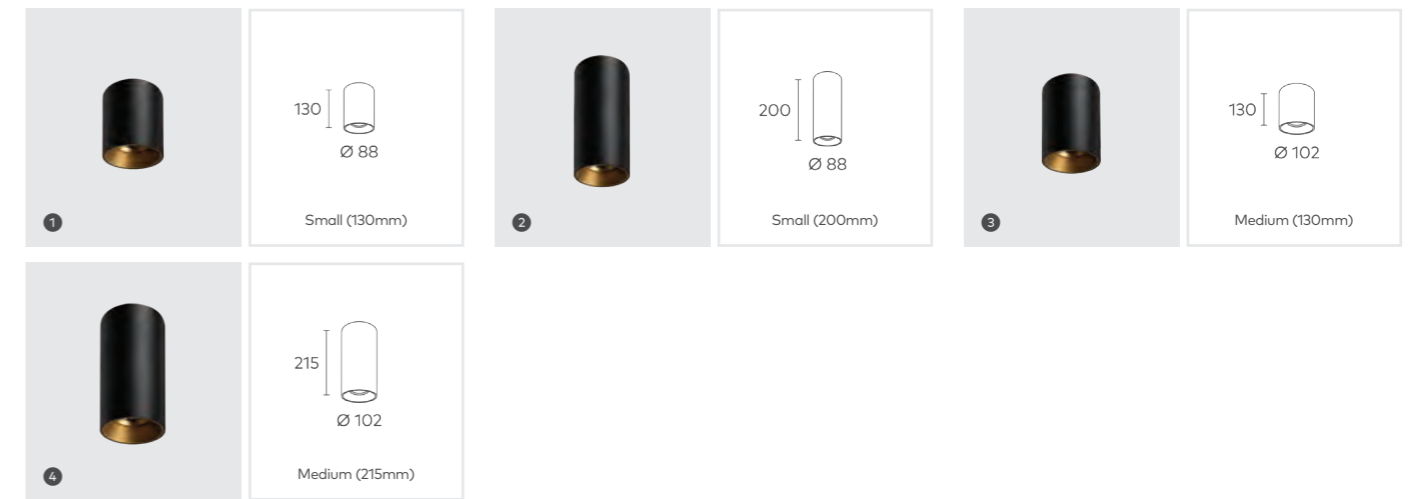
**Titanium G2**  
Downlight  
Medium (100mm)  
Textured Black  
Sydney Office

**Titanium G2**  
Downlight  
Medium (100mm)  
Textured White  
Season Store



## Titanium G2

## Surface Mounted Downlight





	LED Power	Lumens (at 3000K)	Beam	Weight
1 2 Small	11W (300mA)	1004lm	15°   36°   60°   75°	1.0g
3 4 Medium	13W (350mA)	1188lm	15°   36°   60°   75°	1.1kg

Key Information		Design		Performance		Driver	
Mounting	Ceiling Surface	Product Family	Titanium	Lumen Efficacy	Up to 87lm/W	Phase Cut	130mm: Remote, 215mm: Built-in
Finish	<input type="checkbox"/> Textured Black	Material	Powder Coated Aluminium	CRI (Ra/R9)	92+ (R9: >50)	DALI	130mm: Remote, 215mm: Built-in
	<input type="checkbox"/> Textured White	IP Rating	IP44	UGR (70/50/20)	<16	Bluetooth	Remote
	<input type="checkbox"/> Textured Black/Gold	Class Rating	Class I	Lifetime (Ta 25°C)	>55,000h L90B10		
	<input type="checkbox"/> Textured White/Gold			Operating Ambient Temperature	-10°- 35°C		
	<input type="checkbox"/> Textured Black/White			SDCM	≤2		
LED CCT	<input type="checkbox"/> Textured White/Black			COI Compliance Model Requirements	4000K		
	<input type="checkbox"/> Textured White/Black						
LED CCT	<input type="checkbox"/> 2700K <input type="checkbox"/> 3000K <input type="checkbox"/> 4000K <input type="checkbox"/> 2700K-6500K (Tunable White) <input type="checkbox"/> 3000K-1800K (Dusk Dimming)						
Warranty	5 Years						

### Learn about the Titanium Collection in more detail.

Visit the website for the Titanium Collection Product Guide.

[unios.com/titaniumguide](https://unios.com/titaniumguide)



#### Available Accessories

- Linear Lens (for elliptical beams)
- Honeycomb Lens (for reduced glare)
- Frosted Lens (75° beam)

#### Notes



Luminaire and surface mounted canister sold separately.






Titanium G2

Surface Mounted Downlight



**Titanium G2**  
Surface Mounted Downlight  
Medium (215mm)  
Textured Black  
Iona Presentation College

**Titanium G2**  
Surface Mounted Downlight  
Small (130mm)  
Textured White  
Prestige Homes



## Titanium G2

## Suspended Downlight



	LED Power	Lumens (at 3000K)	Beam	Weight
1 2 Small	11W (300mA)	1004lm	15°   36°   60°   75°	1.5kg
3 4 Medium	13W (350mA)	1188lm	15°   36°   60°   75°	1.6kg

Key Information		Design		Performance		Driver	
Mounting	Ceiling Suspended	Product Family	Titanium	Lumen Efficacy	Up to 87lm/W	Phase Cut	130mm: Remote, 215mm: Built-in
Finish	<input type="checkbox"/> Textured Black <input type="checkbox"/> Textured White <input type="checkbox"/> Textured Black/Gold <input type="checkbox"/> Textured White/Gold <input type="checkbox"/> Textured Black/White <input type="checkbox"/> Textured White/Black	Material	Powder Coated Aluminium	CRI (Ra/R9)	92+ (R9: >50)	DALI	130mm: Remote, 215mm: Built-in
	<input type="checkbox"/> 2700K <input type="checkbox"/> 3000K <input type="checkbox"/> 4000K	IP Rating	IP20	UGR (70/50/20)	<16	Bluetooth	Remote
	<input type="checkbox"/> 2700K-6500K (Tunable White) <input type="checkbox"/> 3000K-1800K (Dusk Dimming)	Class Rating	Class I	Lifetime (Ta 25°C)	>55,000h L90B10		
	Warranty	5 Years	Cable Length	3000mm	Operating Ambient Temperature	-10°- 35°C	
				SDCM	≤2		
				COI Compliance Model Requirements	4000K		

### Learn about the Titanium Collection in more detail.

Visit the website for the Titanium Collection Product Guide.

[unios.com/titaniumguide](https://unios.com/titaniumguide)



#### Available Accessories

- Linear Lens (for elliptical beams)
- Honeycomb Lens (for reduced glare)
- Frosted Lens (75° beam)
- Rod Suspension Kit

#### Notes

Luminaire and suspended canister sold separately.





Titanium G2

Suspended Downlight



**Titanium G2**  
Suspended Downlight  
Medium (215mm)  
Textured White  
HDR Studio

**Titanium G2**  
Suspended Downlight  
Medium (215mm)  
Textured Black/Gold  
Kitchen Warehouse HQ



# Titanium

# Starlight





	LED Power	Lumens (at 3000K)	Beam	Weight
1 Titanium Starlight	5W (150mA)	468lm	36°   50°	127g


Key Information		Design		Performance		Driver	
Mounting	Ceiling Recessed	Product Family	Titanium	Lumen Efficacy	Up to 77lm/W	Phase Cut	Remote
Finish	<input type="checkbox"/> Textured Black <input type="checkbox"/> Textured White	Material	Powder Coated Aluminium	CRI (Ra/R9)	92+ (R9: >50)	DALI	Remote
LED CCT	<input type="checkbox"/> 2700K <input type="checkbox"/> 3000K <input type="checkbox"/> 4000K	IP Rating	IP65 (Room Side)	UGR (70/50/20)	<13	Bluetooth	Remote
Warranty	5 Years	Class Rating	Class II	Lifetime (Ta 25°C)	>55,000h L90B10		
		Insulation Rating	IC-4	Operating Ambient Temperature	-10°- 35°C		
				SDCM	≤2		
				COI Compliance Model Requirements	4000K		

## Learn about the Titanium Collection in more detail.

Visit the website for the Titanium Collection Product Guide.

[unios.com/titaniumguide](https://unios.com/titaniumguide)





**Titanium**  
 Starlight  
 Textured White  
 Linacre Home  
 Latteria Bar

Titanium


Starlight





## Titanium

## Surface Mounted Starlight





		LED Power	Lumens (at 3000K)	Beam	Weight
1	260 Surface Mounted Starlight	5W (150mA)	468lm	36°   50°	557g
2	400 Surface Mounted Starlight	5W (150mA)	468lm	36°   50°	791g
3	600 Surface Mounted Starlight	5W (150mA)	468lm	36°   50°	1.1kg
4	800 Surface Mounted Starlight	5W (150mA)	468lm	36°   50°	1.4kg

Key Information		Design		Performance		Driver	
Mounting	Ceiling Surface	Product Family	Titanium	Lumen Efficacy	Up to 77lm/W	Phase Cut	Built-in
Finish	<input type="checkbox"/> Textured Black <input type="checkbox"/> Textured White <input type="checkbox"/> Textured Black/Gold <input type="checkbox"/> Textured White/Gold <input type="checkbox"/> Textured Black/White <input type="checkbox"/> Textured White/Black	Material	Powder Coated Aluminium	CRI (Ra/R9)	92+ (R9: >50)	DALI	Built-in
		IP Rating	IP20	UGR (70/50/20)	<13		
		Class Rating	Class I	Lifetime (Ta 25°C)	>55,000h L90B10		
	LED CCT	2700K 3000K 4000K		Operating Ambient Temperature	-10°- 35°C		
	Warranty	5 Years		SDCM	≤2		
				COI Compliance Model Requirements	4000K		

Learn about the Titanium Collection in more detail.

Visit the website for the Titanium Collection Product Guide.


[unios.com/titaniumguide](https://unios.com/titaniumguide)





## Titanium

## Suspended Starlight





		LED Power	Lumens (at 3000K)	Beam	Weight
1	260 Suspended Starlight	5W (150mA)	468lm	36°   50°	557g
2	400 Suspended Starlight	5W (150mA)	468lm	36°   50°	791g
3	600 Suspended Starlight	5W (150mA)	468lm	36°   50°	1.1kg
4	800 Suspended Starlight	5W (150mA)	468lm	36°   50°	1.4kg

Key Information		Design		Performance		Driver	
Mounting	Ceiling Suspended	Product Family	Titanium	Lumen Efficacy	Up to 77lm/W	Phase Cut	Built-in
Finish	<input type="checkbox"/> Textured Black <input type="checkbox"/> Textured White <input type="checkbox"/> Textured Black/Gold <input type="checkbox"/> Textured White/Gold <input type="checkbox"/> Textured Black/White <input type="checkbox"/> Textured White/Black	Material	Powder Coated Aluminium	CRI (Ra/R9)	92+ (R9: >50)	DALI	Remote
	LED CCT	IP Rating	IP20	UGR (70/50/20)	<13		
	Warranty	5 Years	Class Rating	Class I	Lifetime (Ta 25°C)	>55,000h L90B10	
			Cable Length	3000mm	Operating Ambient Temperature	-10°- 35°C	
				SDCM	≤2		
				COI Compliance Model Requirements	4000K		

Learn about the Titanium Collection in more detail.

Visit the website for the Titanium Collection Product Guide.

[unios.com/titaniumguide](https://unios.com/titaniumguide)






Titanium

Suspended Starlight




**Titanium**  
Suspended Starlight  
400  
Textured Black  
Tran Quang Factory

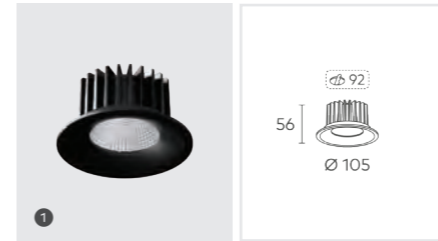
**Titanium**  
Suspended Starlight  
600  
Textured Black  
Ember Bath House



		LED Power	Lumens (3000K)	Beam	Weight	Lifetime (Ta 25°C)	SDCM
1	EQ Comfort 60	8W (200mA)	659lm	50°	104g	>39,000h L90B10	≤2
2	EQ Comfort 100	10W (250mA)	804lm	60°	350g	>59,000h L70B10	≤3


Key Information		Design		Performance		Driver	
Mounting	Ceiling Recessed	Product Family	EQ	Lumen Efficacy	Up to 86lm/W	Phase Cut	Remote
Finish	<input type="checkbox"/> Textured Black <input type="checkbox"/> Textured White	Material	Powder Coated Aluminium	CRI (Ra/R9)	90+ (R9: >50)	DALI	Remote
LED CCT	<input type="checkbox"/> 3000K <input type="checkbox"/> 4000K	IP Rating	IP44 (Room Side)	UGR (70/50/20)	<16	Bluetooth	Remote
Warranty	5 Years	Class Rating	Class II	Operating Ambient Temperature	-10°- 35°C		
		Insulation Rating	IC-4	COI Compliance Model Requirements	4000K		





	LED Power	Lumens (at 3000K)	Beam	Weight
EQ Essential	10W (250mA)	853lm	60°	350g

Key Information		Design		Performance		Driver	
Mounting	Ceiling Recessed	Product Family	EQ	Lumen Efficacy	Up to 92lm/W	Phase Cut	Remote
Finish	<input type="checkbox"/> Textured Black <input type="checkbox"/> Textured White	Material	Powder Coated Aluminium	CRI (Ra/R9)	90+ (R9: >50)	DALI	Remote
LED CCT	<input type="checkbox"/> 3000K <input type="checkbox"/> 4000K	IP Rating	IP44 (Room Side)	UGR (70/50/20)	<19	Bluetooth	Remote
Warranty	5 Years	Class Rating	Class II	Lifetime (Ta 25°C)	>59,000h L70B10		
				Operating Ambient Temperature	-10°- 35°C		
				SDCM	≤3		
				COI Compliance Model Requirements	4000K		





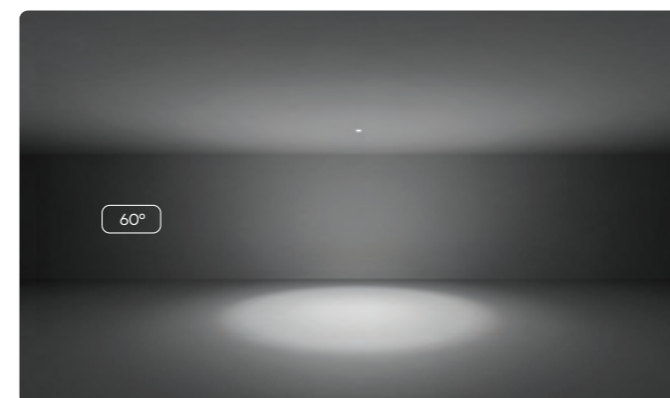
EQ Tilt

Downlight



	LED Power	Lumens (at 3000K)	Beam	Weight
EQ Tilt	10W (250mA)	767lm	60°	350g


Key Information		Design		Performance		Driver	
Mounting	Ceiling Recessed	Product Family	EQ	Lumen Efficacy	Up to 84lm/W	Phase Cut	Remote
Finish	<input type="checkbox"/> Textured Black <input type="checkbox"/> Textured White	Adjustability	20° Tilt	CRI (Ra/R9)	90+ (R9: >50)	DALI	Remote
LED CCT	<input type="checkbox"/> 3000K <input type="checkbox"/> 4000K	Material	Powder Coated Aluminium	UGR (70/50/20)	<19	Bluetooth	Remote
Warranty	5 Years	IP Rating	IP44 (Room Side)	Lifetime (Ta 25°C)	>59,000h L70B10		
		Class Rating	Class II	Operating Ambient Temperature	-10°- 35°C		
		Insulation Rating	IC-4	SDCM	≤3		
				COI Compliance Model Requirements	4000K		





EQ

Collection



**EQ Comfort 100**  
Downlight  
Textured White  
Humphrey Homes

**EQ Essential**  
Downlight  
Textured White  
Humphrey Homes



## Node Recessed

## Darklight




	LED Power	Lumens (at 3000K)	Beam	Weight	Driver Options
1 Node 1	2W (700mA)	176lm	46°	90g	Non-Dim, DALI, Bluetooth
2 Node 5	10W (700mA)	859lm	46°	345g	Phase Cut, DALI, Bluetooth
3 Node 10	20W (700mA)	1822lm	46°	690g	Phase Cut, DALI, Bluetooth
4 Node 15	30W (700mA)	2348lm	46°	1.0kg	Phase Cut, DALI, Bluetooth

Key Information		Design		Performance		Driver	
Mounting	Ceiling Recessed	Product Family	Node	Lumen Efficacy	Up to 77lm/W	Non-Dim	Remote
Finish	<input type="checkbox"/> Textured Black <input type="checkbox"/> Textured White/Black	Material	Powder Coated Aluminium	CRI (Ra/R9)	90+ (R9: >50)	Phase Cut	Remote
LED CCT	<input type="checkbox"/> 3000K <input type="checkbox"/> 4000K	IP Rating	IP20	UGR (70/50/20)	<10	DALI	Remote
Warranty	5 Years	Class Rating	Class II	Lifetime (Ta 25°C)	>66,000h L90B10	Bluetooth	Remote
		Insulation Rating	IC	Operating Ambient Temperature	-10°- 35°C	<b>Driver Notes</b>	
				SDCM	≤3	Node 1 must be wired in series in groups of 3-4 for dimmable solutions.	
				COI Compliance Model Requirements	4000K		

Learn about the Node Series in more detail.

Visit the website for the Node Series Product Guide.

[unios.com/nodeguide](https://unios.com/nodeguide)



## Node Adjustable

## Darklight

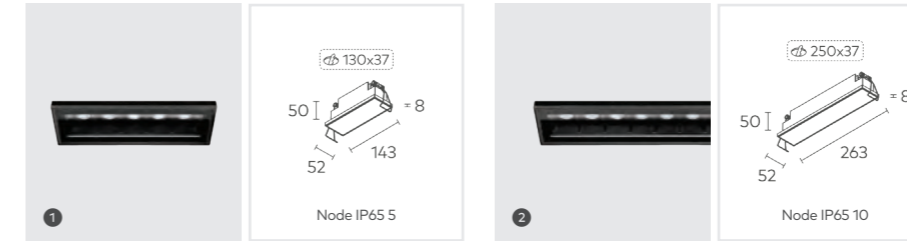
## Node IP65

## Darklight





		LED Power	Lumens (at 3000K)	Beam	Weight
1	Node Adjustable 5	10W (700mA)	859lm	46°	650g
2	Node Adjustable 10	20W (700mA)	1822lm	46°	1.3kg

Key Information		Design		Performance		Driver	
Mounting	Ceiling Recessed	Product Family	Node	Lumen Efficacy	Up to 77lm/W	Phase Cut	Remote
Finish	<input checked="" type="checkbox"/> Textured Black <input type="checkbox"/> Textured White/Black	Adjustability	30mm Extension, 45° Tilt	CRI (Ra/R9)	90+ (R9: >50)	DALI	Remote
LED CCT	<input checked="" type="checkbox"/> 3000K <input type="checkbox"/> 4000K	Material	Powder Coated Aluminium	UGR (70/50/20)	<10	Bluetooth	Remote
Warranty	5 Years	IP Rating	IP20	Lifetime (Ta 25°C)	>66,000h L90B10		
		Class Rating	Class II	Operating Ambient Temperature	-10°- 35°C		
		Insulation Rating	IC	SDCM	≤3		
				COI Compliance Model Requirements	4000K		



		LED Power	Lumens (at 3000K)	Beam	Weight
1	Node IP65 5	10W (700mA)	836lm	46°	430g
2	Node IP65 10	20W (700mA)	1624lm	46°	860g

Key Information		Design		Performance		Driver	
Mounting	Ceiling Recessed	Product Family	Node	Lumen Efficacy	Up to 70lm/W	Phase Cut	Remote
Finish	<input checked="" type="checkbox"/> Textured Black <input type="checkbox"/> Textured White/Black	Material	Powder Coated Aluminium	CRI (Ra/R9)	90+ (R9: >50)	DALI	Remote
LED CCT	<input checked="" type="checkbox"/> 3000K <input type="checkbox"/> 4000K	IP Rating	IP65 (Room Side)	UGR (70/50/20)	<10	Bluetooth	Remote
Warranty	5 Years	Lifetime (Ta 25°C)	>66,000h L90B10	Operating Ambient Temperature	-10°- 35°C		
		Class Rating	Class II	SDCM	≤3		
		Insulation Rating	IC-4	COI Compliance Model Requirements	4000K		





**Node Recessed**  
Darklight  
Node 5  
Textured White  
Linacre

---

**Node Recessed**  
Darklight  
Node 10  
Textured White  
VSA Mercedes-Benz Showroom

Node

Series






## Apex

## Downlight



		LED Power	Lumens (at 3000K)	Beam	Weight	Dusk Dimming
1	Small (80mm)	8W (200mA)	710lm	15°   40°   60°   92°	244g	-
		10W (250mA)	888lm			-
2	Medium (105mm)	8W (200mA)	762lm	15°   40°   60°   92°	408g	Yes
		10W (250mA)	876lm			
		13W (300mA)	1052lm			Yes
		15W (350mA)	1227lm			Yes
3	Large (145mm)	25W (700mA)	2431lm	15°   40°   60°   75°	690g	-

Key Information		Design		Performance		Driver	
Mounting	Ceiling Recessed	Product Family	Apex	Lumen Efficacy	Up to 94lm/W	Phase Cut	Remote
Finish	<input checked="" type="checkbox"/> Textured Black	Material	Powder Coated Aluminium	CRI (Ra/R9)	92+ (R9: >50)	DALI	Remote
	<input type="checkbox"/> Textured White	IP Rating	IP65 (Room Side)	UGR (70/50/20)	<19, <25 (Frosted Lens)	Bluetooth	Remote
LED CCT	<input type="checkbox"/> 2700K	IK Rating	IK10 (Optional)	Lifetime (Ta 25°C)	>55,000h L90B10		
	<input type="checkbox"/> 3000K	Class Rating	Class II	Operating Ambient Temperature	-10°- 35°C		
	<input type="checkbox"/> 4000K	Insulation Rating	IC	SDCM	≤2		
	<input type="checkbox"/> 3000K-1800K (Dusk Dimming)			COI Compliance Model Requirements	4000K		
Warranty	5 Years						




- Available Accessories**
- Surface Mount Canister
  - Linear Lens (for elliptical beam)
  - Frosted Lens (for 75° and 92° beam)
  - IK10 Clear Lens (for IK10 rating)





Apex

Downlight



**Apex**  
Downlight  
Medium (105mm)  
Textured White  
Infinity Views, Vitality House



# Apex

# Surface Mounted Downlight




		LED Power	Lumens (at 3000K)	Beam	Weight	Dusk Dimming
1	Small (85mm)	8W (200mA)	710lm	15°   40°   60°   92°	844g	-
		10W (250mA)	888lm			
		13W (300mA)	1052lm			
2	Medium (110mm)	8W (200mA)	762lm	15°   40°   60°   92°	1.2kg	Yes
		10W (250mA)	876lm			
		15W (350mA)	1227lm			
3	Large (150mm)	25W (700mA)	2431lm	15°   40°   60°   75°	1.9kg	-

Key Information	
Mounting	Ceiling Surface
Finish	<input type="checkbox"/> Textured Black
	<input type="checkbox"/> Textured White
	<input type="checkbox"/> Textured Black/White
	<input type="checkbox"/> Textured White/Black
LED CCT	<input type="checkbox"/> 2700K
	<input type="checkbox"/> 3000K
	<input type="checkbox"/> 4000K
	<input type="checkbox"/> 3000K-1800K (Dusk Dimming)
Warranty	5 Years

Design	
Product Family	Apex
Material	Powder Coated Aluminium
IP Rating	IP20
IK Rating	IK10 (Optional)
Class Rating	Class I


Performance	
Lumen Efficacy	Up to 94lm/W
CRI (Ra/R9)	92+ (R9: >50)
UGR (70/50/20)	<19, <25 (Frosted Lens)
Lifetime (Ta 25°C)	>55,000h L80B10
Operating Ambient Temperature	-10°- 35°C
SDCM	≤2
COI Compliance Model Requirements	4000K

Driver	
Phase Cut	Built-in
DALI	Remote
Bluetooth	Remote



Available Accessories
Linear Lens (for elliptical beam)
Frosted Lens (for 75° and 92° beam)
IK10 Clear Lens (for IK10 rating)





**Apex**  
Surface Mounted Downlight  
Small (85mm)  
Textured Black  
Skin Rejuvenate

---

**Apex**  
Surface Mounted Downlight  
Large (150mm)  
Textured White  
Knox Children and Family Centre

Apex

Surface Mounted Downlight






# Apex

# Suspended Downlight



		LED Power	Lumens (at 3000K)	Beam	Weight	Dusk Dimming
1	Small (85mm)	8W (200mA)	710lm	15°   40°   60°   92°	1.2kg	-
		10W (250mA)	888lm			
2	Medium (110mm)	8W (200mA)	762lm	15°   40°   60°   92°	1.7kg	Yes
		10W (250mA)	876lm			
		13W (300mA)	1052lm			
		15W (350mA)	1227lm			
3	Large (150mm)	25W (700mA)	2431lm	15°   40°   60°   75°	2.4kg	-

Key Information		Design		Performance		Driver	
Mounting	Ceiling Surface	Product Family	Apex	Lumen Efficacy	Up to 94lm/W	Phase Cut	Built-in
Finish	<input type="checkbox"/> Textured Black	Material	Powder Coated Aluminium	CRI (Ra/R9)	92+ (R9: >50)	DALI	Remote
	<input type="checkbox"/> Textured White	IP Rating	IP20	UGR (70/50/20)	<19, <25 (Frosted Lens)	Bluetooth	Remote
	<input type="checkbox"/> Textured Black/White	Class Rating	Class I	Lifetime (Ta 25°C)	>55,000h L80B10		
	<input type="checkbox"/> Textured White/Black	Cable Length	3000mm	Operating Ambient Temperature	-10°- 35°C		
LED CCT	<input type="checkbox"/> 2700K <input type="checkbox"/> 3000K <input type="checkbox"/> 4000K <input type="checkbox"/> 3000K-1800K (Dusk Dimming)			SDCM	≤2		
Warranty	5 Years			COI Compliance Model Requirements	4000K		



- Available Accessories**
- Linear Lens (for elliptical beam)
  - Frosted Lens (for 75° and 92° beam)
  - Rod Suspension Kit






## Apex Adjustable

## Downlight



	LED Power	Lumens (at 3000K)	Beam	Weight
1 Apex Adjustable	8W (200mA)	654lm	15°   40°   60°   92°	354g
	10W (250mA)	817lm		
	13W (300mA)	981lm		
	15W (350mA)	1144lm		

Key Information		Design		Performance		Driver	
Mounting	Ceiling Recessed	Product Family	Apex	Lumen Efficacy	Up to 76lm/W	Phase Cut	Remote
Finish	<input type="checkbox"/> Textured Black <input type="checkbox"/> Textured White	Adjustability	350° Rotation, 45° Tilt	CRI (Ra/R9)	92+ (R9: >50)	DALI	Remote
LED CCT	<input type="checkbox"/> 2700K <input type="checkbox"/> 3000K <input type="checkbox"/> 4000K	Material	Powder Coated Aluminium	UGR (70/50/20)	<19	Bluetooth	Remote
Warranty	5 Years	IP Rating	IP65 (Room Side)	Lifetime (Ta 25°C)	>55,000h L90B10		
		IK Rating	IK08, IK10	Operating Ambient Temperature	-10°- 35°C		
		Class Rating	Class II	SDCM	≤2		
		Insulation Rating	IC-4	COI Compliance Model Requirements	4000K		



Available Accessories
Linear Lens (for elliptical beam)
Frosted Lens (for 92° beam)
IK10 Clear Lens (for IK10 rating)





Apex Adjustable

Downlight



Apex Adjustable  
Downlight  
Textured White  
Il Mio Cafe, Lien Huong Store




## Switch

## Adjustable Downlight



		LED Power	Lumens (at 3000K)	Beam	Weight
1	Small (80mm)	7W (200mA)	626lm	20°   40°   60°	364g
2	Medium (110mm)	14W (400mA)	1395lm	15°   40°   60°	620g
3	Large (140mm)	21W (600mA)	2018lm	15°   35°	1.1kg

Key Information		Design		Performance		Driver	
Mounting	Ceiling Recessed	Adjustability	350° Rotation, 90° Tilt	Lumen Efficacy	Up to 83lm/W	Phase Cut	Remote
Finish	<input type="checkbox"/> Textured Black <input type="checkbox"/> Textured White/Black	Material	Powder Coated Aluminium	CRI (Ra/R9)	92+ (R9: >50)	DALI	Remote
LED CCT	<input type="checkbox"/> 2700K <input type="checkbox"/> 3000K <input type="checkbox"/> 4000K	IP Rating	IP20	UGR (70/50/20)	<19	Bluetooth	Remote
Warranty	5 Years	Class Rating	Class II	Lifetime (Ta 25°C)	>55,000h L90B10		
		Insulation Rating	IC	Operating Ambient Temperature	-10°- 35°C		
				SDCM	≤2		
				COI Compliance Model Requirements	4000K		





- Available Accessories**
- Linear Lens (for elliptical beams)
  - Honeycomb Lens (for reduced glare)





Switch

Adjustable Downlight



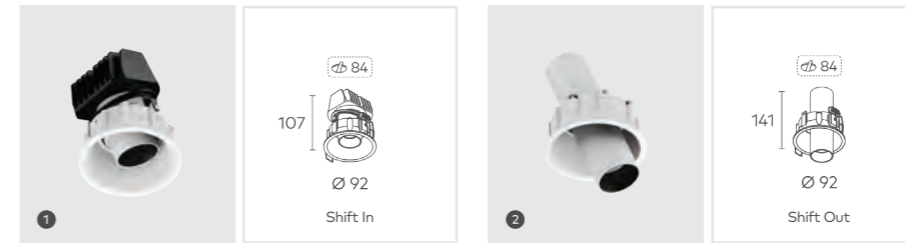
**Switch**  
Downlight  
Small (80mm)  
Textured Black  
Launceston Office

**Switch**  
Downlight  
Small (80mm)  
Textured White/Black  
Bayview Residence




## Shift G2

## Adjustable Downlight



		LED Power	Lumens (at 3000K)	Beam	Weight	Adjustability
1	Shift In	13W (350mA)	921lm	20°   30°   40°	570g	2-axis 30° Tilt
2	Shift Out	13W (350mA)	879lm	20°   30°   40°	510g	355° Rotation, 30° Tilt

Key Information		Design		Performance		Driver	
Mounting	Ceiling Recessed	Product Family	Shift	Lumen Efficacy	Up to 60lm/W	Phase Cut	Remote
Finish	<input type="checkbox"/> Textured Black	Material	Powder Coated	CRI (Ra/R9)	92+ (R9: >50)	DALI	Remote
	<input type="checkbox"/> Textured White		Aluminium	UGR (70/50/20)	<13	Bluetooth	Remote
	<input type="checkbox"/> Textured Black/Gold	IP Rating	IP20	Lifetime (Ta 25°C)	>55,000h L90B10		
	<input type="checkbox"/> Textured White/Gold	Class Rating	Class II	Operating Ambient Temperature	-10°- 35°C		
	<input type="checkbox"/> Textured Black/White	Insulation Rating	IC	SDCM	≤2		
	<input type="checkbox"/> Textured White/Black			COI Compliance	4000K		
LED CCT	<input type="checkbox"/> 2700K <input type="checkbox"/> 3000K <input type="checkbox"/> 4000K			Model Requirements			
Warranty	5 Years						



### Available Accessories

- Linear Lens (for elliptical beams)
- Honeycomb Lens (for reduced glare)
- Softening Lens (for 40°)






Shift G2

Adjustable Downlight



**Shift In**  
Downlight  
Textured White  
BOHO Decor

**Shift Out**  
Downlight  
Textured Black  
Lumiere Sky Penthouse



**Shift Out**  
 Downlight  
 Textured White  
 Toorak Mazzei Home  
 Dalat Obsidian Retreat

Shift G2


Adjustable Downlight






## Diamond G2 Essential

## Panel Light



	LED Power	Lumens (at 3000K)	Beam	Weight (T-Bar)
1 4 7 300 x 600	18W (500mA)	1702lm	100°	1.8kg
2 5 8 600 x 600	18W (500mA)	1808lm	90°	3.4kg
	27W (750mA)	2712lm		
	36W (1000mA)	3616lm		
3 6 9 300 x 1200	18W (500mA)	1695lm	85°	3.6kg
	27W (750mA)	2542lm		
	36W (1000mA)	3390lm		

Key Information		Design		Performance		Driver	
Mounting	Ceiling Recessed, Ceiling Surface, Ceiling Suspended	Material	Powder Coated Aluminium, MS LGP, PS Diffuser	Lumen Efficacy	Up to 105lm/W	Non-Dim	Remote
Finish	<input type="checkbox"/> Matt White	IP Rating	IP40	CRI (Ra/R9)	90+ (R9: >50)	Phase Cut	Remote
LED CCT	<input type="checkbox"/> 3000K <input type="checkbox"/> 4000K	Class Rating	Class II	UGR (70/50/20)	<19	DALI	Remote
Warranty	5 Years	Insulation Rating	IC-4	Lifetime (Ta 25°C)	>51,000h L90B10	Bluetooth	Remote
				Operating Ambient Temperature	-10°- 35°C		
				SDCM	≤3		
				COI Compliance Model Requirements	4000K		



### Available Accessories


- Plaster Kit
- Surface Mount Kit
- 2m Suspension Kit
- Seismic Lanyard Kit






## Diamond G2 IP44

## Panel Light



	LED Power	Lumens (at 3000K)	Beam	Weight (T-Bar)
① ④ ⑦ 300 x 600	18W (500mA)	1702lm	100°	1.8kg
② ⑤ ⑧ 600 x 600	18W (500mA)	1808lm	90°	3.4kg
	27W (750mA)	2712lm		
	36W (1000mA)	3616lm		
③ ⑥ ⑨ 300 x 1200	18W (500mA)	1695lm	85°	3.6kg
	27W (750mA)	2542lm		
	36W (1000mA)	3390lm		

Key Information		Design		Performance		Driver	
Mounting	Ceiling Recessed, Ceiling Surface, Ceiling Suspended	Material	Powder Coated Aluminium, MS LGP, PS Diffuser	Lumen Efficacy	Up to 105lm/W	Non-Dim	Remote
Finish	<input type="checkbox"/> Matt White	IP Rating	IP44 (Room Side)	CRI (Ra/R9)	90+ (R9: >50)	Phase Cut	Remote
LED CCT	<input checked="" type="checkbox"/> 3000K <input checked="" type="checkbox"/> 4000K	Class Rating	Class II	UGR (70/50/20)	<19	DALI	Remote
Warranty	5 Years	Insulation Rating	IC-4	Lifetime (Ta 25°C)	>51,000h L90B10	Bluetooth	Remote
				Operating Ambient Temperature	-10°- 35°C		
				SDCM	≤3		
				COI Compliance Model Requirements	4000K		



### Available Accessories

- Plaster Kit
- Surface Mount Kit
- 2m Suspension Kit
- Seismic Lanyard Kit

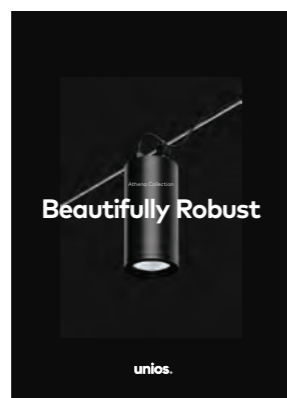




## Learn about the Athena Collection in more detail.

Visit the website to view product information or download the brochure.

[unios.com/athena](https://unios.com/athena)



## Athena G2

Series



	LED Power	Lumens (at 3000K)	Beam	Weight
1 Surface Mounted	18W (500mA)	2077lm	15°   36°   60°	1.4kg
2 Fixed One Wall	18W (500mA)	2077lm	15°   36°   60°	1.6kg
3 Fixed Two Wall	28W (800mA)	3309lm	15°   36°   60°	2.1kg

Key Information		Design		Performance		Driver	
Mounting	Ceiling Surface, Wall Surface	Product Family	Athena	Lumen Efficacy	Up to 110lm/W	Phase Cut	Built-in
Finish	<input type="checkbox"/> Textured Black <input type="checkbox"/> Textured White	Material	Powder Coated Aluminium	CRI (Ra/R9)	90+ (R9: >50)	DALI	Built-in
LED CCT	<input type="checkbox"/> 3000K <input type="checkbox"/> 4000K	IP Rating	IP66	UGR (70/50/20)	<13	Bluetooth	Remote
Warranty	5 Years	IK Rating	IK10	Lifetime (Ta 25°C)	>55,000h L90B10		
		Class Rating	Class I	Operating Ambient Temperature	-10°- 35°C		
				SDCM	≤2		



- Available Accessories**
- Asymmetrical Baffle (for forward throw)
  - Linear Lens (for elliptical beams)
  - Honeycomb Lens (for reduced glare)



# Athena Max

## Series



	LED Power	Lumens (at 3000K)	Beam	Weight
1 Surface Mounted	38W (1000mA)	3774lm	15°   36°   60°	2.9kg
2 Fixed One Wall	38W (1000mA)	3774lm	15°   36°   60°	3.0kg
3 Fixed Two Wall	38W (1000mA)	4042lm	15°   36°   60°	3.7kg

Key Information		Design		Performance		Driver	
Mounting	Ceiling Surface, Wall Surface	Product Family	Athena	Lumen Efficacy	Up to 113lm/W	Phase Cut	Built-in
Finish	<input type="checkbox"/> Textured Black <input type="checkbox"/> Textured White	Material	Powder Coated Aluminium	CRI (Ra/R9)	80+ (R9: >0)	DALI	Built-in
LED CCT	<input type="checkbox"/> 3000K <input type="checkbox"/> 4000K	IP Rating	IP66	UGR (70/50/20)	<16	Bluetooth	Remote
Warranty	5 Years	IK Rating	IK10	Lifetime (Ta 25°C)	>55,000h L90B10		
		Class Rating	Class I	Operating Ambient Temperature	-10°- 35°C		
				SDCM	≤2		


# Athena Max

## Catenary Light




	LED Power	Lumens (at 3000K)	Beam	Weight
1 Athena Max Catenary	38W (1000mA)	3774lm	15°   36°   60°	3.2kg

Key Information		Design		Performance		Driver	
Mounting	Catenary Suspended	Product Family	Athena	Lumen Efficacy	Up to 113lm/W	Phase Cut	Built-in
Finish	<input checked="" type="checkbox"/> Textured Black	Material	Powder Coated Aluminium	CRI (Ra/R9)	80+ (R9: >0)	DALI	Built-in
LED CCT	<input type="checkbox"/> 3000K <input type="checkbox"/> 4000K	IP Rating	IP66	UGR (70/50/20)	<16	Bluetooth	Remote
Warranty	5 Years	IK Rating	IK10	Lifetime (Ta 25°C)	>55,000h L90B10		
		Class Rating	Class I	Operating Ambient Temperature	-10°- 35°C		
		Catenary Wire Diameter	5-8mm	SDCM	≤2		
		Max. Cable Diameter	12mm				



**Available Accessories**


- Linear Lens (for elliptical beams)
- Honeycomb Lens (for reduced glare)



**Available Accessories**

- Linear Lens (for elliptical beams)
- Honeycomb Lens (for reduced glare)





**Athena G2**  
Surface Mounted Downlight  
Textured Black  
Unios HQ

**Athena Max**  
Catenary Light  
Textured Black  
Karrinyup Shopping Precinct

Athena Max


Catenary Light





Athena

Collection



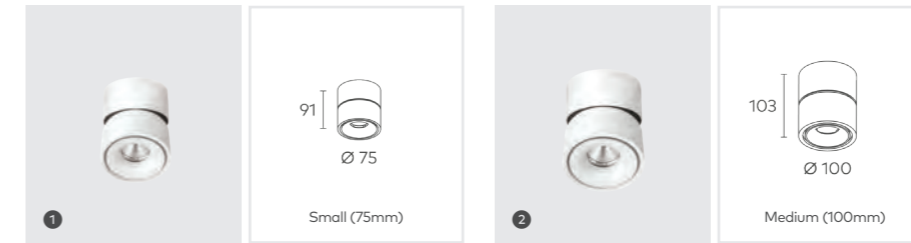
**Athena Max**  
Catenary Light  
Textured Black  
Karrinyup Shopping Precinct

**Athena Max**  
Fixed One Wall Light  
Textured Black  
Unios HQ




# Kinetic

# Surface Mounted Downlight



		LED Power	Lumens (at 3000K)	Beam	Weight
1	Small (75mm)	9W (250mA)	755lm	23°   34°   50°	520g
2	Medium (100mm)	15W (400mA)	1205lm	15°   34°   50°	920g

Key Information		Design		Performance		Driver	
Mounting	Ceiling Surface	Adjustability	350° Rotation, 90° Tilt	Lumen Efficacy	Up to 78lm/W	Phase Cut	Built-in
Finish	<input type="checkbox"/> Textured Black <input type="checkbox"/> Textured White	Material	Powder Coated Aluminium	CRI (Ra/R9)	92+ (R9: >50)	DALI	Remote
LED CCT	<input type="checkbox"/> 3000K <input type="checkbox"/> 4000K	IP Rating	IP20	UGR (70/50/20)	<13	Bluetooth	Remote
Warranty	5 Years	Class Rating	Class I	Lifetime (Ta 25°C)	>55,000h L90B10		
				Operating Ambient Temperature	-10°- 35°C		
				SDCM	≤2		
				COI Compliance Model Requirements	4000K		





Kinetic

Surface Mounted Downlight



**Kinetic**  
Surface Mounted Downlight  
Medium (100mm)  
Textured White  
Linacre, SEESON Store




# Axis

# Surface Mounted Downlight



		LED Power	Lumens (at 3000K)	Beam	Weight
1	Small (60mm)	7W (200mA)	755lm	60°	860g
2	Medium (80mm)	15W (400mA)	1139lm	60°	1.9kg


Key Information		Design		Performance		Driver	
Mounting	Ceiling Surface	Product Family	Axis	Lumen Efficacy	Up to 86lm/W	Phase Cut	Built-in
Finish	<input type="checkbox"/> Textured Black <input type="checkbox"/> Textured White	Adjustability	90° Tilt	CRI (Ra/R9)	97+ (R9: >90)	DALI	Remote
LED CCT	<input type="checkbox"/> 3000K <input type="checkbox"/> 4000K	Material	Powder Coated Aluminium	UGR (70/50/20)	<16	Bluetooth	Remote
Warranty	5 Years	IP Rating	IP65	Lifetime (Ta 25°C)	>55,000h L90B10		
		Class Rating	Class I	Operating Ambient Temperature	-10°- 35°C		
				SDCM	≤2		
				COI Compliance Model Requirements	4000K		





Axis

Surface Mounted Downlight



**Axis**  
Surface Mounted Downlight  
Medium (80mm)  
Textured Black  
Jackalope Hotel

**Axis**  
Surface Mounted Downlight  
Small (60mm)  
Textured Black  
District Sky Bar




# Supalux

# Linear Light



		LED Power	Lumens (at 3000K)	Beam	Weight
1	Small (600mm)	18W (300mA)	1390lm	120°	890g
2	Large (1200mm)	35W (600mA)	3290lm	120°	1.5kg

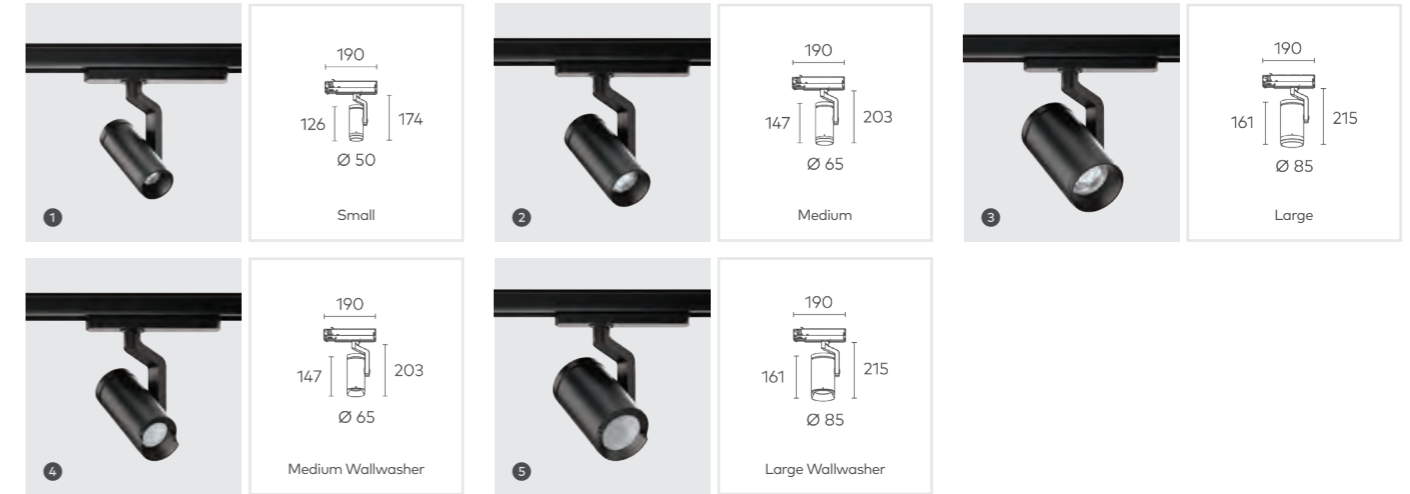
Key Information		Design		Performance		Driver	
Mounting	Ceiling Surface	Material	Powder Coated Aluminium, PC Diffuser	Lumen Efficacy	Up to 87lm/W	Non-Dim	Built-in
Finish	<input type="checkbox"/> Textured White	IP Rating	IP40	CRI (Ra/R9)	80+ (R9: >0)		
LED CCT	<input checked="" type="checkbox"/> 3000K <input type="checkbox"/> 4000K	Class Rating	Class I	UGR (70/50/20)	<25		
Warranty	3 Years			Lifetime (Ta 25°C)	>65,000h L70B10		
				Operating Ambient Temperature	-10°- 35°C		
				SDCM	≤4		






# ION S

# Track Light



	LED Power	Lumens (at 3000K)	Beam	Beam (Elliptical)	Weight	Lumen Efficacy
1 Small	8W (200mA)	607lm	11°   21°   45°	12x55°   20x60°   40x60°	482g	Up to 65lm/W
2 Medium	13W (350mA)	1223lm	22°   40°   60°	22x60°   40x70°   50x70°	716g	Up to 88lm/W
3 Large	18W (500mA)	1747lm	30°   45°   70°	30x70°   50x80°   60x80°	1150g	Up to 91lm/W
	32W (900mA)	3079lm				
4 Medium Wallwasher	13W (350mA)	1046lm	60° Asymmetrical	-	716g	Up to 71lm/W
	18W (500mA)	1494lm				
5 Large Wallwasher	25W (700mA)	1790lm	65° Asymmetrical	-	1150g	Up to 64lm/W
	32W (900mA)	2302lm				

Key Information		Design		Performance		Track & Driver Compatibility	
Mounting	Track	Product Family	ION	CRI (Ra/R9)	92+ (R9: >50)	Tempo Dim	MX3 In-Track
Body Finish	<input type="checkbox"/> Textured Black <input type="checkbox"/> Textured White	Adjustability	+90° / -30° Tilt 355° Rotation	UGR (70/50/20)	<13	Phase Cut	MX3 In-Track
Baffle Finish	<input type="checkbox"/> Matt Black <input type="checkbox"/> Matt White <input type="checkbox"/> Stealth Metallic <input type="checkbox"/> Matt Gold	Material	Powder Coated Aluminium	Lifetime (Ta 25°C)	>55,000h L90B10	DALI	MX5 In-Track
Baffle Finish for standard model only.		IP Rating	IP20	Operating Ambient Temperature	-10°- 35°C	Bluetooth	MX3 In-Track, MX5 In-Track
LED CCT	<input type="checkbox"/> 2700K <input type="checkbox"/> 3000K <input type="checkbox"/> 4000K <input type="checkbox"/> 2700K-6500K (Tunable White)	Class Rating	Class II	SDCM	≤2	COI Compliance Model Requirements 4000K	
Warranty	5 Years						



- Available Accessories**
- Linear Lens (for elliptical beams)
  - Honeycomb Lens (for reduced glare)
  - Softening Lens (for softening beam edges)



Learn about the ION S Collection in more detail.

Visit the website to view product information or download the brochure.

[unios.com/ions](https://unios.com/ions)





# ION S Framer

# Track Light




		LED Power	Lumens (at 3000K)	Beam	Weight	Lumen Efficacy
1	Medium 55°	18W (500mA)	842lm	55°	1667g	Up to 39lm/W
2	Large 55°	32W (900mA)	1129lm	55°	1964g	Up to 30lm/W
3	Medium 15-25°	18W (500mA)	953lm	15-25°	1686g	Up to 44lm/W
4	Large 15-25°	32W (900mA)	1436lm	15-25°	1983g	Up to 38lm/W

Key Information		Design		Performance		Track & Driver Compatibility	
Mounting	Track	Product Family	ION	CRI (Ra/R9)	97+ (R9: >90)	Tempo Dim	MX3 In-Track
Body Finish	<input checked="" type="checkbox"/> Textured Black <input type="checkbox"/> Textured White	Adjustability	+90° / -30° Tilt 355° Rotation	UGR (70/50/20)	<10	Phase Cut	MX3 In-Track
LED CCT	3000K	Material	Powder Coated Aluminium	Lifetime (Ta 25°C)	>55,000h L90B10	DALI	MX5 In-Track
Warranty	5 Years	IP Rating	IP20	Operating Ambient Temperature	-10°- 35°C	Bluetooth	MX3 In-Track, MX5 In-Track
		Class Rating	Class II	SDCM	≤2		

Learn about the ION S Collection in more detail.

Visit the website to view product information or download the brochure.

[unios.com/ions](https://unios.com/ions)



Available Accessories  
Gobo Lens Adaptor







# Kobe G2

# Track Light



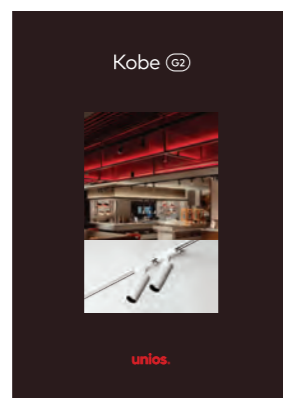
		LED Power	Lumens (at 3000K)	Beam	Weight	Driver Options
1	Mini	6W (180mA)	602lm	15°   36°   50°	190g	Phase-Cut
		8W (200mA)	669lm	15°   36°   50°	190g	DALI, Bluetooth
2	Small	15W (400mA)	1149lm	15°   36°   50°	230g	Phase-Cut, DALI, Bluetooth
		15W (400mA)	1285lm	15°   36°   50°	420g	Phase-Cut, DALI, Bluetooth
3	Medium	15W (400mA)	1285lm	15°   36°   50°	420g	Phase-Cut, DALI, Bluetooth
		25W (700mA)	2248lm	15°   36°   50°	420g	Phase-Cut, DALI, Bluetooth

Key Information		Design		Performance		Track & Driver Compatibility	
Mounting	Track	Product Family	Kobe G2	Lumen Efficacy	Up to 97lm/W	Phase-Cut	MX1 In-Track MX3 In-Track
Finish	<input type="checkbox"/> Textured Black <input type="checkbox"/> Textured White/Black	Adjustability	350° Rotation, 90° Tilt	CRI (Ra/R9)	92+ (R9: >50)	DALI	MX5 In-Track
	<input type="checkbox"/> 2700K <input type="checkbox"/> 3000K <input type="checkbox"/> 4000K <input type="checkbox"/> 2700K-6500K (Tunable White)			Material	Powder Coated Aluminium	UGR (70/50/20)	<10
LED CCT		IP Rating	IP20	Lifetime (Ta 25°C)	>50,000h L90B10		
Warranty	5 Years	Class Rating	Class I	Operating Ambient Temperature	-10°- 35°C		
				SDCM	≤2, ≤3 Tunable White		
				COI Compliance Model Requirements	4000K		

Learn about the Kobe G2 Collection in more detail.

Visit the website to view product information or download the brochure.

[unios.com/kobe](https://unios.com/kobe)



### Available Accessories

- Honeycomb Lens (for reduced glare)
- Linear Lens (for elliptical beams)
- Softening Lens (for softening beam edges)






Kobe G2

Track Light




**Kobe G2**  
Track Light  
Medium  
Textured Black  
Radisson Red

**Kobe G2**  
Track Light  
Small  
Textured White/Black  
Medium Gallery



# FX

# 48V Spotlight




		LED Power	Lumens (at 3000K)	Beam	Weight	UGR (70/50/20)	SDCM
1	S26 Single Spotlight	2W (700mA)	103lm	12°   20°	100g	<16	≤3
2	S40 Single Spotlight	11W (350mA)	761lm	18°   33°	300g	<10	≤2
3	S60 Single Spotlight	18W (500mA)	1652lm	24°   36°	500g	<10	≤2
4	S26 Double Spotlight	4W (700mA)	2x 103lm	12°   20°	140g	<16	≤3
5	S40 Double Spotlight	22W (350mA)	2x 761lm	18°   33°	500g	<10	≤2

Key Information		Design		Performance		Driver	
Mounting	48V Track	Product Family	FX 48V	Lumen Efficacy	Up to 90lm/W	1-10V	In-Track
Finish	<input type="checkbox"/> Textured Black <input type="checkbox"/> Textured White <input type="checkbox"/> Textured Black/Gold <input type="checkbox"/> Textured White/Gold <input type="checkbox"/> Textured Black/White <input type="checkbox"/> Textured White/Black	Adjustability	355° Rotation, 90° Tilt	CRI (Ra/R9)	92+ (R9: >50)	DALI	In-Track
		Material	Powder Coated Aluminium	Lifetime (Ta 25°C)	>60,000h L80B10	Bluetooth	In-Track
		IP Rating	IP20	Operating Ambient Temperature	-10°- 35°C	<b>Driver Notes</b>	
		LED CCT	Class Rating	4000K	S26 Spotlights are not bluetooth compatible.		
		Warranty					

Learn about the FX 48V Collection in more detail.

Visit the website for the FX 48V Collection Product Guide.

[unios.com/fxguide](https://unios.com/fxguide)



Available Accessories  
Honeycomb Lens (for reduced glare)





FX

48V Darklight



	LED Power	Lumens (at 3000K)	Beam	Weight
1 D02 Darklight	8W (500mA)	614lm	40°	160g
2 D03 Darklight	15W (500mA)	1180lm	36°	220g

Key Information		Design		Performance		Driver	
Mounting	48V Track	Product Family	FX 48V	Lumen Efficacy	Up to 83lm/W	1-10V	In-Track
Finish	<input type="checkbox"/> Textured Black <input type="checkbox"/> Textured White/Black	Material	Powder Coated Aluminium	CRI (Ra/R9)	92+ (R9: >50)	DALI	In-Track
LED CCT	<input type="checkbox"/> 2700K <input type="checkbox"/> 3000K <input type="checkbox"/> 4000K	IP Rating	IP20	UGR (70/50/20)	<10	Bluetooth	In-Track
Warranty	5 Years	Class Rating	Class III	Lifetime (Ta 25°C)	>60,000h L80B10		
				Operating Ambient Temperature	-10°- 35°C		
				SDCM	≤3		
				COI Compliance Model Requirements	4000K		

Learn about the FX 48V Collection in more detail.

Visit the website for the FX 48V Collection Product Guide.

[unios.com/fxguide](https://unios.com/fxguide)





FX

48V Wallwasher




		LED Power	Lumens (at 3000K)	Beam	Weight
1	W02 Wallwasher	11W (700mA)	437lm	95°	210g
2	W03 Wallwasher	21W (700mA)	944lm	70°	300g

Key Information		Design		Performance		Driver	
Mounting	48V Track	Product Family	FX 48V	Lumen Efficacy	Up to 47lm/W	1-10V	In-Track
Finish	<input type="checkbox"/> Textured Black <input type="checkbox"/> Textured White	Material	Powder Coated Aluminium	CRI (Ra/R9)	90+ (R9: >50)	DALI	In-Track
LED CCT	<input type="checkbox"/> 2700K <input type="checkbox"/> 3000K <input type="checkbox"/> 4000K	IP Rating	IP20	UGR (70/50/20)	<10	Bluetooth	In-Track
Warranty	5 Years	Class Rating	Class III	Lifetime (Ta 25°C)	>60,000h L80B10		
				Operating Ambient Temperature	-10°- 35°C		
				SDCM	≤3		
				COI Compliance Model Requirements	4000K		

Learn about the FX 48V Collection in more detail.

Visit the website for the FX 48V Collection Product Guide.

[unios.com/fxguide](https://unios.com/fxguide)





FX

48V Linear Light



	LED Power	Lumens (at 3000K)	Beam	Weight
1 L05 Linear Light	13W (700mA)	879lm	115°	320g
2 L11 Linear Light	25W (700mA)	1711lm	115°	610g

Key Information		Design		Performance		Driver	
Mounting	48V Track	Product Family	FX 48V	Lumen Efficacy	Up to 73lm/W	1-10V	In-Track
Finish	<input type="checkbox"/> Textured Black <input type="checkbox"/> Textured White	Material	Powder Coated Aluminium	CRI (Ra/R9)	90+ (R9: >50)	DALI	In-Track
LED CCT	<input type="checkbox"/> 2700K <input type="checkbox"/> 3000K <input type="checkbox"/> 4000K	IP Rating	IP20	UGR (70/50/20)	<22	Bluetooth	In-Track
Warranty	5 Years	Class Rating	Class III	Lifetime (Ta 25°C)	>60,000h L80B10		
				Operating Ambient Temperature	-10°- 35°C		
				SDCM	≤3		
				COI Compliance Model Requirements	4000K		

Learn about the FX 48V Collection in more detail.

Visit the website for the FX 48V Collection Product Guide.

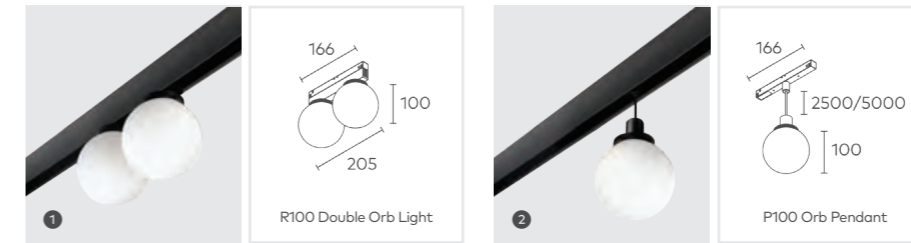
[unios.com/fxguide](https://unios.com/fxguide)





FX

48V Orb Light




		LED Power	Lumens (at 3000K)	Beam	Weight
1	R100 Double Orb Light	12W (350mA)	1160lm	270°	550g
2	P100 Orb Pendant	6W (350mA)	588lm	270°	400g

Key Information		Design		Performance		Driver	
Mounting	48V Track	Product Family	FX 48V	Lumen Efficacy	Up to 89lm/W	1-10V	In-Track
Finish	<input type="checkbox"/> Textured Black <input type="checkbox"/> Textured White	Material	Powder Coated Aluminium	CRI (Ra/R9)	90+ (R9: >50)	DALI	In-Track
LED CCT	<input type="checkbox"/> 2700K <input type="checkbox"/> 3000K <input type="checkbox"/> 4000K	IP Rating	IP20	Lifetime (Ta 25°C)	>56,000h L70B10	Bluetooth	In-Track
Warranty	5 Years	Class Rating	Class III	Ambient Temperature Range	10°- 30°C		
				Operating Ambient Temperature	-10°- 35°C		
				COI Compliance Model Requirements	4000K		

Learn about the FX 48V Collection in more detail.

Visit the website for the FX 48V Collection Product Guide.

[unios.com/fxguide](https://unios.com/fxguide)





# FX

# 48V Indirect Suspended Track



	Indirect LED Power	Lumens (at 3000K)	Length	Beam	Maximum Load Bearing
1 FX 48V Indirect Suspended Track	5W/m (24V DC)	245lm/m	1000mm, 2000mm, 3000mm	100°	20kg/m
	10W/m (24V DC)	480lm/m			
	15W/m (24V DC)	701lm/m			
	20W/m (24V DC)	930lm/m			

Key Information		Design		Performance		Driver	
Mounting	Ceiling Suspended	Product Family	FX 48V	Lumen Efficacy	Up to 69lm/W	Non-Dim	Remote
Track Mount	48V Low Voltage	Material	Powdercoated Aluminum, PMMA Diffuser	CRI (Ra/R9)	90+ (R9: >50)	Bluetooth	Remote
Finish	<input type="checkbox"/> Textured Black <input type="checkbox"/> Textured White	IP Rating	IP20	Lifetime (Ta 25°C)	>54,000h L80B10	Driver notes	
Strip Compatibility	Eclipse EC10 (10mm)	Class Rating	Class III	Operating Ambient Temperature	-10°- 35°C	Two drivers required to operate. 24V DC Driver for the indirect lighting and 48V DC for the track.	
LED CCT	<input type="checkbox"/> 2700K <input type="checkbox"/> 3000K <input type="checkbox"/> 4000K	Cable Length	3 metres	SDCM	≤3	Power Feeds	
Warranty	3 Years	No. of LED's	120/m			FX 48V Live Power Feed FX 48V 3m Suspended Canopy Kit	

## Learn about the FX 48V Collection in more detail.

Visit the website for the FX 48V Collection Product Guide.

[unios.com/fxguide](https://unios.com/fxguide)

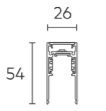



Available Accessories  
FX Track Cover Plate

Notes  
Remote 48V power supply required for all application. Mains voltage strictly cannot be connected to track.

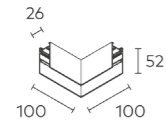
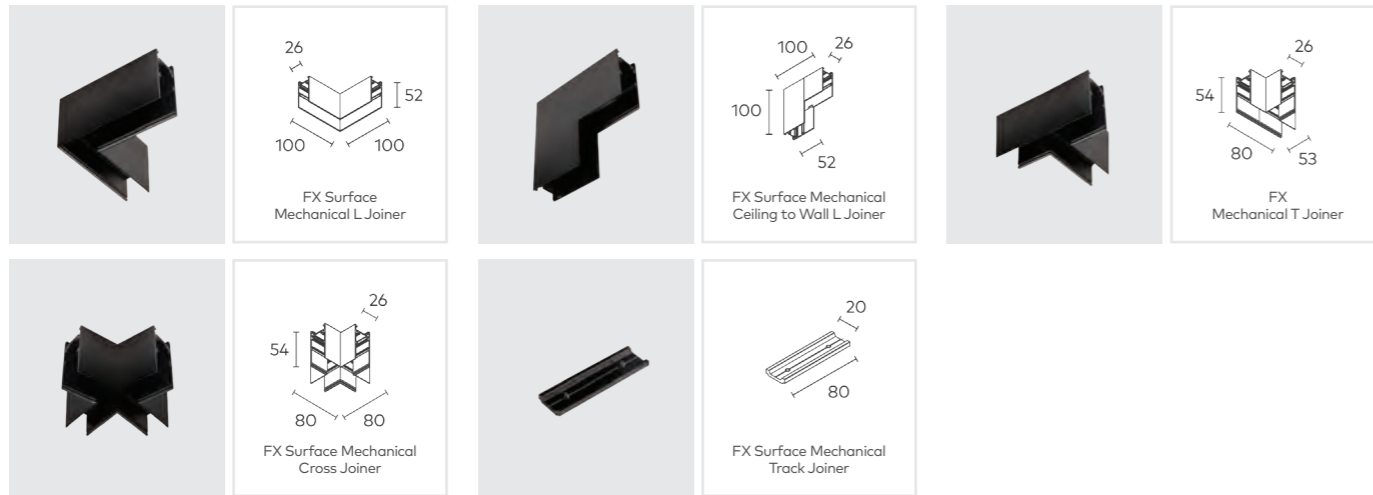


Track

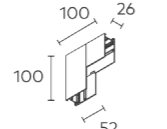


FX 48V Surface Track

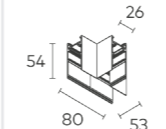
Mechanical Joiners



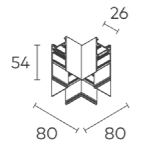
FX Surface Mechanical L Joiner



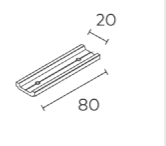
FX Surface Mechanical Ceiling to Wall L Joiner



FX Mechanical T Joiner



FX Surface Mechanical Cross Joiner



FX Surface Mechanical Track Joiner

	Length	Maximum Load Bearing
1 FX 48V Surface Track	1000mm, 2000mm, 3000mm	30kg/m
2 FX 48V Suspended Track	1000mm, 2000mm, 3000mm	20kg/m

Key Information	Power Feeds	Power Connectors	Available Accessories
Mounting Ceiling Surface, Ceiling Suspended, Wall Surface	FX 48V Live Power Feed FX 48V 3m Suspended Canopy Kit	FX 48V Straight Power Connector FX 48V L Power Connector FX 48V T Power Connector FX 48V Cross Power Connector	3m FX Stainless Steel Suspension Wire 2x Surface End Cap FX Track Cover Plate
Finish ■ Textured Black □ Textured White			
Warranty 5 Years			
Track Mount 48V Low Voltage			

Notes

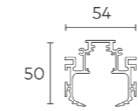

Remote 48V power supply required for all application. Mains voltage strictly cannot be connected to track.

Power connectors are required for multiple lengths of track to continue power across track configuration.

Surface Mechanical Track Joiners are required for joining surface and suspended track together.

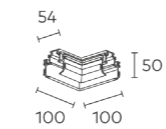



Track

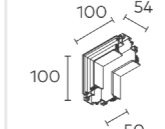


FX 48V Trimless Recessed Track

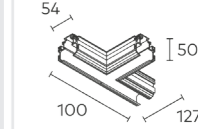
Mechanical Joiners



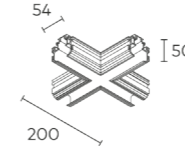
FX Trimless Recessed Mechanical L Joiner



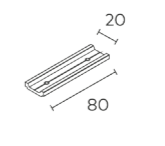
FX Trimless Recessed Mechanical Ceiling to Wall L Joiner



FX Trimless Recessed Mechanical T Joiner



FX Trimless Recessed Mechanical Cross Joiner



2x FX Trimless Recessed Mechanical Track Joiner

	Length	Maximum Load Bearing
1 FX 48V Trimless Recessed Track	1000mm, 2000mm, 3000mm	20kg/m

Key Information	Power Feeds	Power Connectors	Available Accessories
Mounting Ceiling Recessed, Wall Recessed	FX 48V Live Power Feed	FX 48V Straight Power Connector FX 48V L Power Connector FX 48V T Power Connector FX 48V Cross Power Connector	2x FX Trimless Recessed Mounting Brackets 2x Recessed End Cap FX Track Cover Plate
Finish ■ Textured Black □ Textured White			
Warranty 5 Years			
Track Mount 48V Low Voltage			

Notes

Remote 48V power supply required for all application. Mains voltage strictly cannot be connected to track.

Power connectors are required for multiple lengths of track to continue power across track configuration.

Mechanical Track Joiners are required for joining tracks together.






FX

48V Collection



**FX D03**  
48V Darklight  
Surface Mounted  
Textured White/Black  
Intermain HQ

**FX S26**  
Single 48V Spotlight  
Suspended Track  
Textured White  
Pleysier Perkins



**FX S26**  
Single 48V Spotlight  
Surface Mounted Track  
Textured Black  
Hero ACMI

**FX D03**  
48V Darklight  
Surface Mounted Track  
Textured White/Black  
fitzpatrick + partners studio

FX

48V Collection





FX

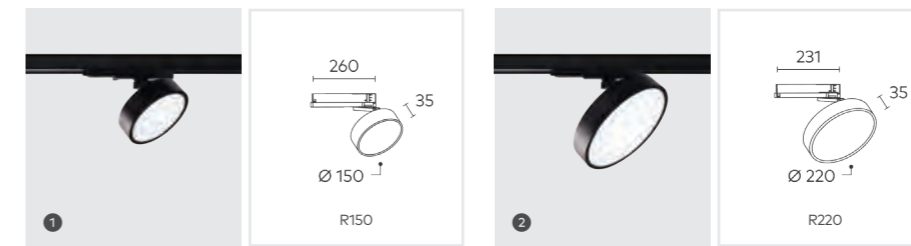
48V Collection



**FX S26**  
Single 48V Spotlight  
Suspended Track  
Textured White  
Pleysier Perkins

**FX Indirect**  
48V Suspended Track  
Textured Black  
Corny Point Home

**FX D03**  
48V Darklight  
Suspended Track  
Textured Black  
Corny Point Home



	LED Power	Lumens (at 3000K)	Beam	Weight
1 R150 Track	15W (400mA)	1017lm	110°	800g
2 R220 Track	20W (500mA)	1536lm	110°	1.1kg

Key Information		Design		Performance		Track & Driver Compatibility	
Mounting	Track	Product Family	Akira	Lumen Efficacy	Up to 77lm/W	Phase Cut	MX3 In-Track
Finish	<input type="checkbox"/> Textured Black <input type="checkbox"/> Textured White	Adjustability	350° Rotation, 80° Tilt	CRI (Ra/R9)	90+ (R9: >50)	DALI	MX5 In-Track
LED CCT	<input type="checkbox"/> 3000K <input type="checkbox"/> 4000K	Material	Powder Coated Aluminium, Polycarbonate Diffuser	UGR (70/50/20)	<19	Bluetooth	MX5 In-Track
Warranty	5 Years	IP Rating	IP20	Lifetime (Ta 25°C)	>50,000h L70B10		
		Class Rating	Class II	Operating Ambient Temperature	-10°- 35°C		
				SDCM	≤3		
				COI Compliance Model Requirements	4000K		



Learn about the MX Track Collection in more detail.

Visit the website for the MX Track Series Product Guide.

[unios.com/mxguide](https://unios.com/mxguide)





## Axis

## Track Light




		LED Power	Lumens (at 3000K)	Beam	Weight	Driver
1	Small	7W (200mA)	531lm	60°	910g	Phase Cut, DALI
2	Medium	15W (400mA)	1139lm	60°	2.0kg	Phase Cut, DALI, Bluetooth


Key Information		Design		Performance		Track & Driver Compatibility	
Mounting	Track	Product Family	Axis	Lumen Efficacy	Up to 86lm/W	Phase Cut	MX1 Built-in, MX3 Built-in
Finish	<input type="checkbox"/> Textured Black <input type="checkbox"/> Textured White	Adjustability	350° Rotation, 90° Tilt	CRI (Ra/R9)	97+ (R9: >90)	DALI	MX5 In-Track
LED CCT	<input type="checkbox"/> 3000K <input type="checkbox"/> 4000K	Material	Powder Coated Aluminium	UGR (70/50/20)	<16	Bluetooth	MX5 In-Track
Warranty	5 Years	IP Rating	IP20	Lifetime (Ta 25°C)	>55,000h L90B10		
		Class Rating	Class I	Operating Ambient Temperature	-10°- 35°C		
				SDCM	≤2		
				COI Compliance Model Requirements	4000K		

Learn about the MX Track Collection in more detail.

Visit the website for the MX Track Series Product Guide.

[unios.com/mxguide](https://unios.com/mxguide)





Axis  
Track Light  
MX1 Small (60mm)  
Textured White  
Bayview, Owston Hill

Axis





Track Light


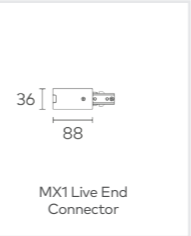

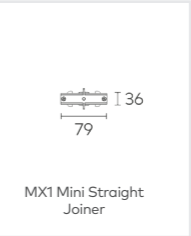

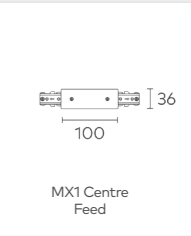

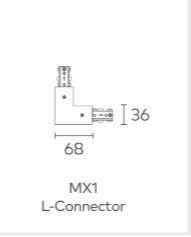

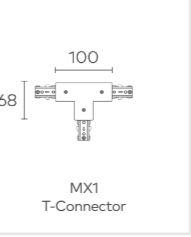

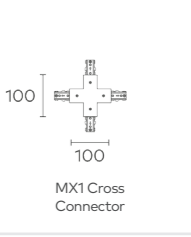




# MX1

# Surface Mounted Single Circuit Track

Track		End Cap	
	 MX1 Surface Mounted Track		 MX1 Surface Mounted End Cap

Connectors					
	 MX1 Live End Connector		 MX1 Mini Straight Joiner		 MX1 Centre Feed
	 MX1 L-Connector		 MX1 T-Connector		 MX1 Cross Connector

	Length	Maximum Load Bearing
① MX1 Surface Mounted Track	1000mm, 2000mm	30kg/m
MX1 Suspended Track	1000mm, 2000mm	20kg/m

Key Information		Design		Available Accessories	
Mounting	Ceiling Surface, Ceiling Suspended	Material	Powder Coated Aluminium	3m Wire Suspension Kit	
Finish	<input checked="" type="checkbox"/> Textured Black <input type="checkbox"/> Textured White	IP Rating	IP20	3m/5m Canopy Kit	
Warranty	3 Years				
Track Mount	Single Circuit (1C)				

**Notes**

All MX1 Track is supplied with two end caps for a simple end-to-end solution.

Final load bearings are dependent on screws and mounting anchors used. It is the responsibility of the electrical contractor to check final weights.

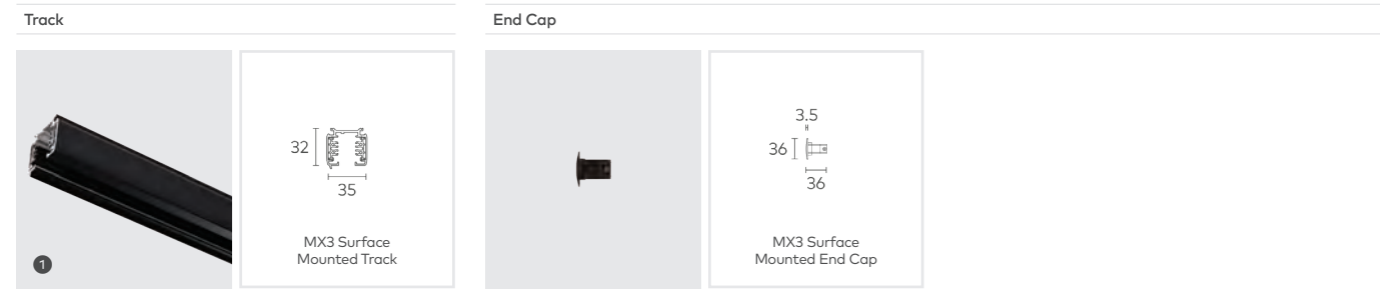


Learn about the MX Track Collection in more detail.

Visit the website for the MX Track Series Product Guide.

[unios.com/mxguide](https://unios.com/mxguide)





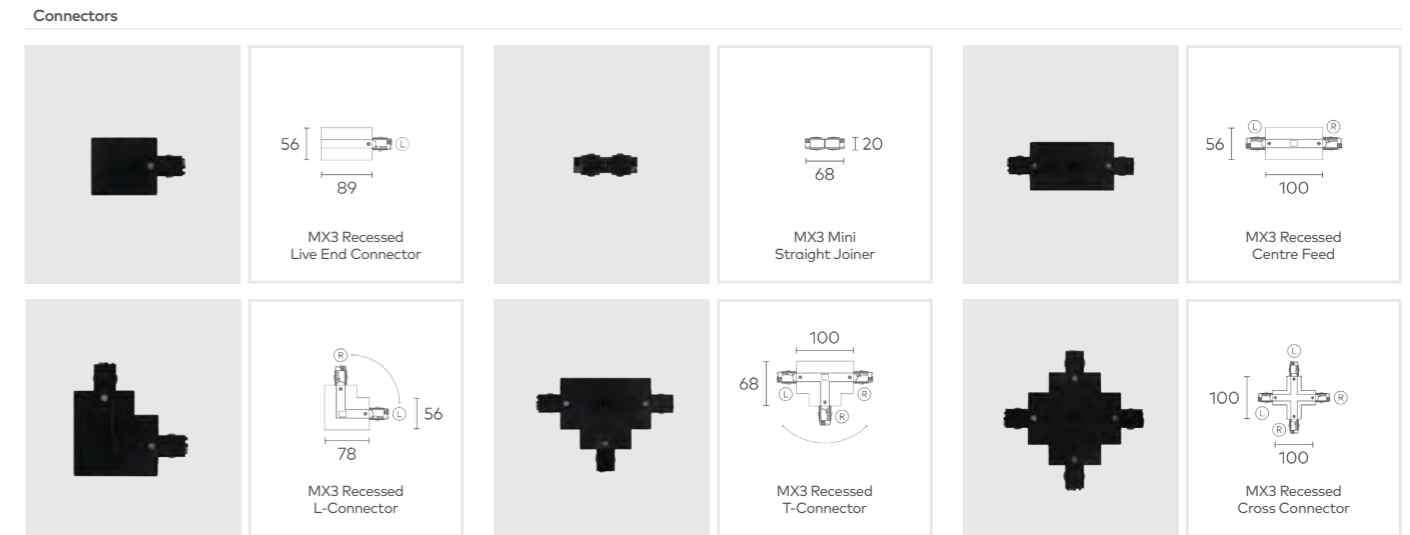
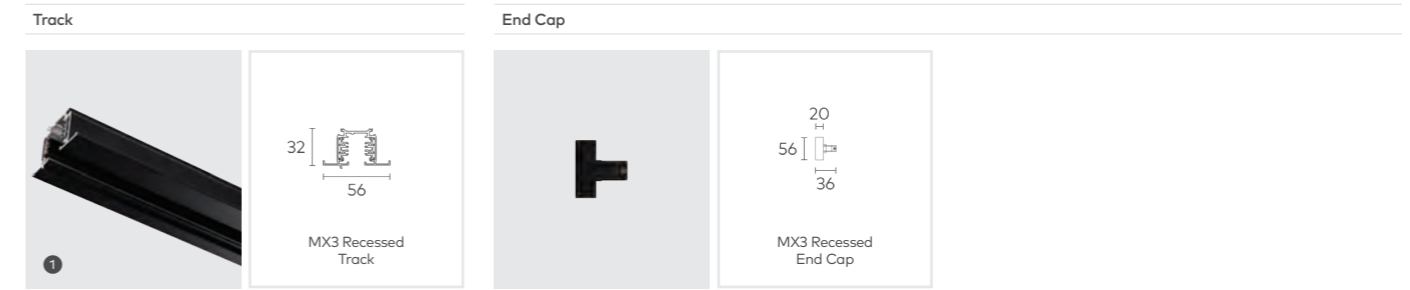
	Length	Maximum Load Bearing
1 MX3 Surface Mounted Track	1000mm, 2000mm, 3000mm	30kg/m
MX3 Suspended Track	1000mm, 2000mm, 3000mm	20kg/m

Key Information		Design		Available Accessories	
Mounting	Ceiling Surface, Ceiling Suspended	Material	Powder Coated Aluminium	End Cap	
Finish	■ Textured Black □ Textured White	IP Rating	IP20	3m/5m Wire Suspension Kit	
Warranty	5 Years			3m/5m Canopy Kit	
Track Mount	Three Circuit (3C)			Rod Suspension Kit	
				250/510mm Rod	
				Track Cover Plate	

Notes

All accessories are supplied separately. Please factor in these components when planning your track design.

Final load bearings are dependent on screws and mounting anchors used. It is the responsibility of the electrical contractor to check final weights.



	Length	Maximum Load Bearing
1 MX3 Recessed Track	1000mm, 2000mm, 3000mm	30kg/m

Key Information		Design		Available Accessories	
Mounting	Ceiling Recessed	Material	Powder Coated Aluminium	End Cap	
Finish	■ Textured Black □ Textured White	IP Rating	IP20	Swing Clip	
Warranty	5 Years			Track Cover Plate	
Track Mount	Three Circuit (3C)				


Notes

All accessories are supplied separately. Please factor in these components when planning your track design.

Final load bearings are dependent on screws and mounting anchors used. It is the responsibility of the electrical contractor to check final weights.




**Track**



32  
35

MX5 Surface Mounted Track


**End Cap**



3,5  
36  
36


MX5 Surface Mounted End Cap

**Connectors**




36  
88

MX5 Live End Connector




124  
108

MX5 Mini Straight Joiner




36  
100

MX5 Centre Feed




68  
36

MX5 L-Connector (Left, Right)




100  
68

MX5 T-Connector (Left 1, Left 2, Right 1, Right 2)



100  
100

MX5 Cross Connector



161  
36

MX5 Flexible Connector

	Length	Maximum Load Bearing
1 MX5 Surface Mounted Track	1000mm, 2000mm, 3000mm	30kg/m
MX5 Suspended Track	1000mm, 2000mm, 3000mm	20kg/m

Key Information		Design		Available Accessories
Mounting	Ceiling Surface, Ceiling Suspended	Material	Powder Coated Aluminium	End Cap
Finish	<input checked="" type="checkbox"/> Textured Black <input type="checkbox"/> Textured White	IP Rating	IP20	3m/5m Wire Suspension Kit
Warranty	5 Years			3m/5m Canopy Kit
Track Mount	Three Circuit DALI (5C)			Rod Suspension Kit
				250/510mm Rod
				Track Cover Plate


**Notes**

All accessories are supplied separately. Please factor in these components when planning your track design.

Final load bearings are dependent on screws and mounting anchors used. It is the responsibility of the electrical contractor to check final weights.




**Track**



32  
56

MX5 Recessed Track


**End Cap**



20  
56  
36


MX5 Recessed End Cap

**Connectors**




56  
89

MX5 Recessed Live End Connector




124  
108

MX5 Mini Straight Joiner




56  
100

MX5 Recessed Centre Feed




56  
78

MX5 Recessed L-Connector



100  
68

MX5 Recessed T-Connector



100  
100

MX5 Recessed Cross Connector

	Length	Maximum Load Bearing
1 MX5 Recessed Track	1000mm, 2000mm, 3000mm	30kg/m

Key Information		Design		Available Accessories
Mounting	Ceiling Recessed	Material	Powder Coated Aluminium	End Cap
Finish	<input checked="" type="checkbox"/> Textured Black <input type="checkbox"/> Textured White	IP Rating	IP20	Swing Clip
Warranty	5 Years			Track Cover Plate
Track Mount	Three Circuit DALI (5C)			

**Notes**

All accessories are supplied separately. Please factor in these components when planning your track design.



Final load bearings are dependent on screws and mounting anchors used. It is the responsibility of the electrical contractor to check final weights.





MX

Collection




**Axis**  
 Medium Track Light  
 MX3  
 Textured Black  
 District Sky Bar

**Kobe G2**  
 Medium Track Light  
 MX3  
 Textured Black  
 APA



MX

Collection



**Kobe G2**  
Small Track Light  
MX3  
Textured White  
Medium Gallery

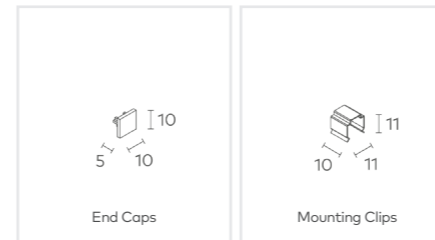
**Akira R220**  
Track Light  
MX3  
Textured Black  
Middle Park



Luminaire



Accessories



	LED Power	Lumens	Beam	SDCM	Maximum Single Length Run	Cut Increments
① Single CCT	10W/m (24V DC)	547lm/m at 3000K	110°	≤1	5m	6.25mm
Tunable White (2700K - 6500K)	10W/m (24V DC)	378lm/m at 2700K	110°	≤2	5m	50mm
RGB	10W/m (24V DC)	241lm/m	110°	N/A	5m	50mm

Key Information		Design		Performance		Driver	
Mounting	Surface, Recessed	Product Family	Inter	Lumen Efficacy	Up to 56lm/W	Non-Dim	Remote
Finish	<input type="checkbox"/> Aluminium <input checked="" type="checkbox"/> Textured Black	Material	Powdercoated Aluminum, PC Diffuser	CRI (Ra/R9, Single CCT)	95+ (R9: >90)	Phase Cut	Remote
LED CCT	<input type="checkbox"/> 2700K <input type="checkbox"/> 3000K <input type="checkbox"/> 4000K <input checked="" type="checkbox"/> 2700K-6500K (Tunable White) <input type="checkbox"/> RGB <input type="checkbox"/> RGBW	IP Rating	IP20	Lifetime (Ta 25°C, Single CCT)	>50,000h L90B10	DALI	Remote
Diffuser	Opal Diffuser	Class Rating	Class III	Operating Ambient Temperature	-10°- 35°C	Bluetooth	Remote
Warranty	5 Years	Maximum Supply Length	3 metres	Strip Compatibility	Inter IN5 Strip Light		



**Available Accessories**


PS10 End Cap (Allow 2mm length clearance per end cap)

PS10 Mounting Clip (Allow 2mm width clearance for mounting clips)

Learn about the Inter Collection in more detail.

Visit the website to view product information or download the brochure.

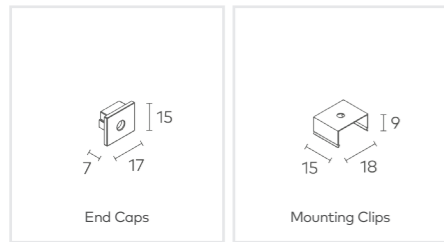
[unios.com/inter](https://unios.com/inter)



Luminaire



Accessories



	LED Power	Lumens	Beam	SDCM	Maximum Single Length Run	Cut Increments
❶ Single CCT	5W/m (24V DC)	327lm/m at 3000K	110°	≤1	20m	6.25mm
	10W/m (24V DC)	654lm/m at 3000K			10m	
	15W/m (24V DC)	981lm/m at 3000K			6.5m	
	20W/m (24V DC)	1307lm/m at 3000K			5m	
Tunable White (2700K - 6500K)	5W/m (24V DC)	301lm/m at 2700K	110°	≤1	5m	11mm
	10W/m (24V DC)	602lm/m at 2700K				
	15W/m (24V DC)	902lm/m at 2700K				
	20W/m (24V DC)	1203lm/m at 2700K				
RGB	10W/m (24V DC)	211lm/m	110°	N/A	5m	50mm
	15W/m (24V DC)	316lm/m				
	20W/m (24V DC)	422lm/m				
RGBW (W at 3000K)	15W/m (24V DC)	427lm/m at 3000K	110°	≤2 (3000K)	5m	50mm
	20W/m (24V DC)	569lm/m at 3000K				


Key Information	Design	Performance	Driver
Mounting Surface, Recessed	Product Family Inter	Lumen Efficacy Up to 66lm/W	Non-Dim Remote
Finish Aluminium Textured Black Textured White	Material Powdercoated Aluminum, PC Diffuser	CRI (Ra/R9, Single CCT) 95+ (R9: >90)	Phase Cut Remote
LED CCT 2700K 3000K 4000K 2700K-6500K (Tunable White) RGB RGBW	IP Rating IP20	Lifetime (Ta 25°C, Single CCT) >50,000h L90B10	DALI Remote
Diffuser Opal Diffuser	Class Rating Class III	Operating Ambient Temperature -10°- 35°C	Bluetooth Remote
Warranty 5 Years	Maximum Supply Length 3 metres		
	Strip Compatibility Inter IN10 Strip Light		



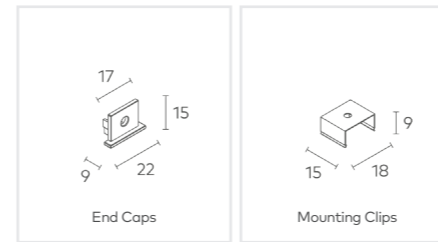
**Available Accessories**  
 PS17 End Cap (Allow 2mm length clearance per end cap)  
 PS17 Mounting Clip (Allow 2mm width clearance for mounting clips)



Luminaire




Accessories



	LED Power	Lumens	Beam	SDCM	Maximum Single Length Run	Cut Increments
❶ Single CCT	5W/m (24V DC)	327lm/m at 3000K	110°	≤1	20m	6.25mm
	10W/m (24V DC)	654lm/m at 3000K			10m	
	15W/m (24V DC)	981lm/m at 3000K			6.5m	
	20W/m (24V DC)	1307lm/m at 3000K			5m	
Tunable White (2700K - 6500K)	5W/m (24V DC)	301lm/m at 2700K	110°	≤1	5m	11mm
	10W/m (24V DC)	602lm/m at 2700K				
	15W/m (24V DC)	902lm/m at 2700K				
	20W/m (24V DC)	1203lm/m at 2700K				
RGB	10W/m (24V DC)	211lm/m	110°	N/A	5m	50mm
	15W/m (24V DC)	316lm/m				
	20W/m (24V DC)	422lm/m				
RGBW (W at 3000K)	15W/m (24V DC)	427lm/m at 3000K	110°	≤2 (3000K)	5m	50mm
	20W/m (24V DC)	569lm/m at 3000K				


Key Information	Design	Performance	Driver
Mounting Recessed	Product Family Inter	Lumen Efficacy Up to 66lm/W	Non-Dim Remote
Finish Aluminium Textured Black Textured White	Material Powdercoated Aluminum, PC Diffuser	CRI (Ra/R9, Single CCT) 95+ (R9: >90)	Phase Cut Remote
LED CCT 2700K 3000K 4000K 2700K-6500K (Tunable White) RGB RGBW	IP Rating IP20	Lifetime (Ta 25°C, Single CCT) >50,000h L90B10	DALI Remote
Diffuser Opal Diffuser	Class Rating Class III	Operating Ambient Temperature -10°- 35°C	Bluetooth Remote
Warranty 5 Years	Maximum Supply Length 3 metres		
	Strip Compatibility Inter IN10 Strip Light		



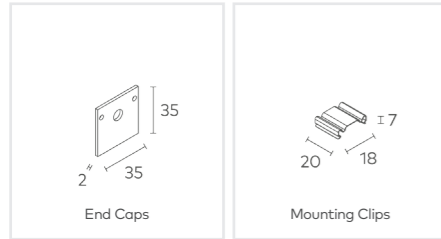
**Available Accessories**  
 PR22 End Cap (Allow 2mm length clearance per end cap)  
 PR22 Mounting Clip (Allow 2mm width clearance for mounting clips)



Luminaire



Accessories



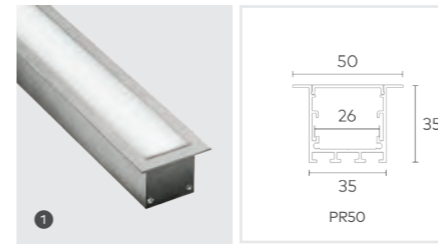
	LED Power	Lumens	SDCM	Beam	Maximum Single Length Run	Cut Increments
1 2 Single CCT	5W/m (24V DC)	249lm/m at 3000K	≤1	110°	20m	6.25mm
	10W/m (24V DC)	498lm/m at 3000K			10m	
	15W/m (24V DC)	747lm/m at 3000K			6.5m	
	20W/m (24V DC)	995lm/m at 3000K			5m	
	30W/m (24V DC)	1494lm/m at 3000K			6.5m	
1 Tunable White (2700K - 6500K)	5W/m (24V DC)	229lm/m at 2700K	≤1	110°	5m	11mm
	10W/m (24V DC)	458lm/m at 2700K				
	15W/m (24V DC)	687lm/m at 2700K				
	20W/m (24V DC)	916lm/m at 2700K				
	30W/m (24V DC)	1374lm/m at 2700K				
RGB	10W/m (24V DC)	161lm/m	N/A	110°	5m	50mm
	15W/m (24V DC)	241lm/m				
	20W/m (24V DC)	321lm/m				
	30W/m (24V DC)	482lm/m				
RGBW(W at 3000K)	15W/m (24V DC)	325lm/m at 3000K	≤2 (3000K)	110°	5m	50mm
	20W/m (24V DC)	433lm/m at 3000K				
	30W/m (24V DC)	650lm/m at 3000K				

Key Information	Design	Performance	Driver
Mounting: Surface, Suspended	Product Family: Inter	Lumen Efficacy: Up to 51lm/W	Non-Dim: Remote
Finish: Aluminium, Textured Black, Textured White	Material: Powdercoated Aluminum, PC Diffuser	CRI (Ra/R9, Single CCT): 95+ (R9: >90)	Phase Cut: Remote
LED CCT: 2700K, 3000K, 4000K, 2700K-6500K (Tunable White), RGB, RGBW	IP Rating: IP20	Lifetime (Ta 25°C, Single CCT): >50,000h L90B10	DALI: Remote
Diffuser: Opal Diffuser	Class Rating: Class III	Operating Ambient Temperature: -10°- 35°C	Bluetooth: Remote
Warranty: 5 Years	Maximum Supply Length: 3 metres		
	Strip Compatibility: Inter IN10 Strip Light		
	Cable Length: 3000mm		

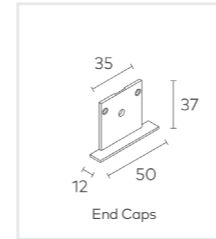
**Available Accessories**  
 PS35 End Cap (Allow 2mm length clearance per end cap)  
 PS35 Mounting Clip (Allow 2mm width clearance for mounting clips)  
 Inter Linear 3000mm Suspension Kit



Luminaire



Accessories



	LED Power	Lumens	Beam	SDCM	Maximum Single Length Run	Cut Increments
1 Single CCT	5W/m (24V DC)	249lm/m at 3000K	110°	≤1	20m	6.25mm
	10W/m (24V DC)	498lm/m at 3000K			10m	
	15W/m (24V DC)	747lm/m at 3000K			6.5m	
	20W/m (24V DC)	995lm/m at 3000K			5m	
	30W/m (24V DC)	1494lm/m at 3000K			6.5m	
Tunable White (2700K - 6500K)	5W/m (24V DC)	229lm/m at 2700K	110°	≤1	5m	11mm
	10W/m (24V DC)	458lm/m at 2700K				
	15W/m (24V DC)	687lm/m at 2700K				
	20W/m (24V DC)	916lm/m at 2700K				
	30W/m (24V DC)	1374lm/m at 2700K				
RGB	10W/m (24V DC)	161lm/m	110°	N/A	5m	50mm
	15W/m (24V DC)	241lm/m				
	20W/m (24V DC)	321lm/m				
	30W/m (24V DC)	482lm/m				
RGBW(W at 3000K)	15W/m (24V DC)	325lm/m at 3000K	110°	≤2 (3000K)	5m	50mm
	20W/m (24V DC)	433lm/m at 3000K				
	30W/m (24V DC)	650lm/m at 3000K				

Key Information	Design	Performance	Driver
Mounting: Recessed	Product Family: Inter	Lumen Efficacy: Up to 51lm/W	Non-Dim: Remote
Finish: Aluminium, Textured Black, Textured White	Material: Powdercoated Aluminum, PC Diffuser	CRI (Ra/R9, Single CCT): 95+ (R9: >90)	Phase Cut: Remote
LED CCT: 2700K, 3000K, 4000K, 2700K-6500K (Tunable White), RGB, RGBW	IP Rating: IP20	Lifetime (Ta 25°C, Single CCT): >50,000h L90B10	DALI: Remote
Diffuser: Opal Diffuser	Class Rating: Class III	Operating Ambient Temperature: -10°- 35°C	Bluetooth: Remote
Warranty: 5 Years	Maximum Supply Length: 3 metres		
	Strip Compatibility: Inter IN10 Strip Light		

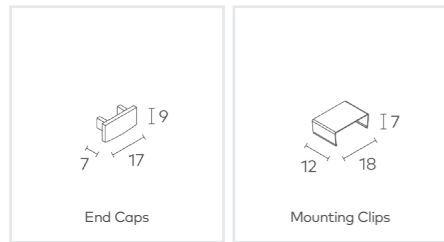
**Available Accessories**  
 PR50 End Cap (Allow 2mm length clearance per end cap)  
 PR50 Mounting Clip (Allow 2mm width clearance for mounting clips)



Luminaire



Accessories



	LED Power	Lumens (3000K)	Beam	SDCM	Maximum Single Length Run	Cut Increments
① Single CCT	5W/m (24V DC)	424lm/m at 3000K	110°	≤1	20m	6.25mm
	10W/m (24V DC)	847lm/m at 3000K			10m	
	15W/m (24V DC)	1271lm/m at 3000K			6.5m	
	20W/m (24V DC)	1694lm/m at 3000K			5m	
Tunable White (2700K - 6500K)	5W/m (24V DC)	390lm/m at 2700K	110°	≤1	5m	11mm
	10W/m (24V DC)	780lm/m at 2700K				
	15W/m (24V DC)	1169lm/m at 2700K				
	20W/m (24V DC)	1559lm/m at 2700K				
RGB	10W/m (24V DC)	273lm/m	110°	N/A	5m	50mm
	15W/m (24V DC)	410lm/m				
	20W/m (24V DC)	547lm/m				
RGBW(W at 3000K)	15W/m (24V DC)	553lm/m at 3000K	110°	≤2 (3000K)	5m	50mm
	20W/m (24V DC)	738lm/m at 3000K				

Key Information	Design	Performance	Driver
Mounting: Recessed	Product Family: Inter	Lumen Efficacy: Up to 86lm/W	Non-Dim: Remote
Finish: Aluminium	Material: Anodised Aluminum, PC Diffuser	CRI (Ra/R9, Single CCT): 95+ (R9: >90)	Phase Cut: Remote
LED CCT: 2700K, 3000K, 4000K, 2700K-6500K (Tunable White), RGB, RGBW	IP Rating: IP20	Lifetime (Ta 25°C, Single CCT): >50,000h L90B10	DALI: Remote
Diffuser: Opal Diffuser	Class Rating: Class III	Operating Ambient Temperature: -10°- 35°C	Bluetooth: Remote
Warranty: 5 Years	Maximum Supply Length: 3 metres		
	Strip Compatibility: Inter IN10 Strip Light		



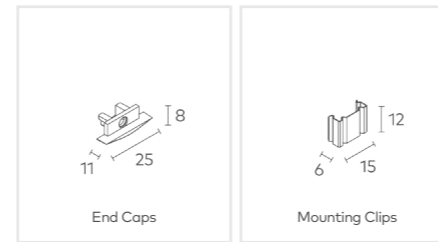
**Available Accessories**  
 FS17 End Cap (Allow 2mm length clearance per end cap)  
 FS17 Mounting Clip (Allow 2mm width clearance for mounting clips)



Luminaire



Accessories



	LED Power	Lumens (3000K)	Beam	SDCM	Maximum Single Length Run	Cut Increments
① Single CCT	5W/m (24V DC)	424lm/m at 3000K	110°	≤1	20m	6.25mm
	10W/m (24V DC)	847lm/m at 3000K			10m	
	15W/m (24V DC)	1271lm/m at 3000K			6.5m	
	20W/m (24V DC)	1694lm/m at 3000K			5m	
Tunable White (2700K - 6500K)	5W/m (24V DC)	390lm/m at 2700K	110°	≤1	5m	11mm
	10W/m (24V DC)	780lm/m at 2700K				
	15W/m (24V DC)	1169lm/m at 2700K				
	20W/m (24V DC)	1559lm/m at 2700K				
RGB	10W/m (24V DC)	273lm/m	110°	N/A	5m	50mm
	15W/m (24V DC)	410lm/m				
	20W/m (24V DC)	547lm/m				
RGBW(W at 3000K)	15W/m (24V DC)	553lm/m at 3000K	110°	≤2 (3000K)	5m	50mm
	20W/m (24V DC)	738lm/m at 3000K				

Key Information	Design	Performance	Driver
Mounting: Recessed	Product Family: Inter	Lumen Efficacy: Up to 86lm/W	Non-Dim: Remote
Finish: Aluminium	Material: Anodised Aluminum, PC Diffuser	CRI (Ra/R9, Single CCT): 95+ (R9: >90)	Phase Cut: Remote
LED CCT: 2700K, 3000K, 4000K, 2700K-6500K (Tunable White), RGB, RGBW	IP Rating: IP20	Lifetime (Ta 25°C, Single CCT): >50,000h L90B10	DALI: Remote
Diffuser: Opal Diffuser	Class Rating: Class III	Operating Ambient Temperature: -10°- 35°C	Bluetooth: Remote
Warranty: 5 Years	Maximum Supply Length: 3 metres		
	Strip Compatibility: Inter IN10 Strip Light		



**Available Accessories**  
 FR25 End Cap (Allow 2mm length clearance per end cap)  
 FR25 Mounting Clip (Allow 2mm width clearance for mounting clips)






Learn about the Inter Collection in more detail.

Visit the website to view product information or download the brochure.

[unios.com/inter](https://unios.com/inter)



Inter Flat

Linear Light




**Inter Flat**  
FR25  
Aluminium  
Radisson RED  
The Grove Residences



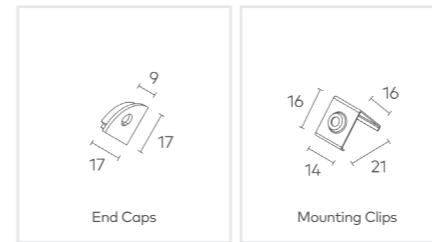
## Inter Angled AS16

## Linear Light

### Luminaire




### Accessories



	LED Power	Lumens	Beam	SDCM	Maximum Single Length Run	Cut Increments
❶ Single CCT	5W/m (24V DC)	446lm/m at 3000K	110°	≤1	20m	6.25mm
	10W/m (24V DC)	892lm/m at 3000K			10m	
	15W/m (24V DC)	1337lm/m at 3000K			6.5m	
	20W/m (24V DC)	1783lm/m at 3000K			5m	
Tunable White (2700K - 6500K)	5W/m (24V DC)	410lm/m at 2700K	110°	≤1	5m	11mm
	10W/m (24V DC)	820lm/m at 2700K				
	15W/m (24V DC)	1231lm/m at 2700K				
	20W/m (24V DC)	1641lm/m at 2700K				
RGB	10W/m (24V DC)	288lm/m	110°	N/A	5m	50mm
	15W/m (24V DC)	432lm/m				
	20W/m (24V DC)	575lm/m				
RGBW(W at 3000K)	15W/m (24V DC)	582lm/m at 3000K	110°	≤2 (3000K)	5m	50mm
	20W/m (24V DC)	776lm/m at 3000K				

Key Information		Design		Performance		Driver	
Mounting	Recessed	Product Family	Inter	Lumen Efficacy	Up to 91lm/W	Non-Dim	Remote
Finish	<input type="checkbox"/> Aluminium <input checked="" type="checkbox"/> Textured Black	Material	Powdercoated Aluminum, PC Diffuser	CRI (Ra/R9, Single CCT)	95+ (R9: >90)	Phase Cut	Remote
LED CCT	<input type="checkbox"/> 2700K <input type="checkbox"/> 3000K <input type="checkbox"/> 4000K <input checked="" type="checkbox"/> 2700K-6500K (Tunable White) <input type="checkbox"/> RGB <input type="checkbox"/> RGBW	IP Rating	IP20	Lifetime (Ta 25°C, Single CCT)	>50,000h L90B10	DALI	Remote
Diffuser	Opal Diffuser	Class Rating	Class III	Operating Ambient Temperature	-10°- 35°C	Bluetooth	Remote
Warranty	5 Years	Maximum Supply Length	3 metres				
		Strip Compatibility	Inter IN10 Strip Light				



**Available Accessories**


AS16 End Cap (Allow 2mm length clearance per end cap)


AS16 Mounting Clip (Allow 2mm width clearance for mounting clips)

Learn about the Inter Collection in more detail.

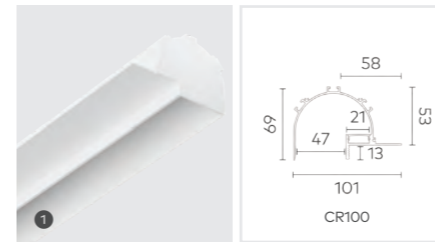
Visit the website to view product information or download the brochure.

[unios.com/inter](https://unios.com/inter)





Luminaire



Accessories



	LED Power	Lumens	Beam	SDCM	Maximum Single Length Run	Cut Increments
❶ Single CCT	5W/m (24V DC)	127lm/m at 3000K	110°	≤1	20m	6.25mm
	10W/m (24V DC)	254lm/m at 3000K			10m	
	15W/m (24V DC)	380lm/m at 3000K			6.5m	
	20W/m (24V DC)	507lm/m at 3000K			5m	
Tunable White (2700K - 6500K)	5W/m (24V DC)	117lm/m at 2700K	110°	≤1	5m	11mm
	10W/m (24V DC)	233lm/m at 2700K				
	15W/m (24V DC)	350lm/m at 2700K				
	20W/m (24V DC)	467lm/m at 2700K				
RGB	10W/m (24V DC)	82lm/m	110°	N/A	5m	50mm
	15W/m (24V DC)	123lm/m				
	20W/m (24V DC)	164lm/m				
RGBW(W at 3000K)	15W/m (24V DC)	166lm/m at 3000K	110°	≤2 (3000K)	5m	50mm
	20W/m (24V DC)	221lm/m at 3000K				

Key Information		Design		Performance		Driver	
Mounting	Recessed	Product Family	Inter	Lumen Efficacy	Up to 26lm/W	Non-Dim	Remote
Finish	<input type="checkbox"/> Textured White	Material	Powdercoated Aluminum, PC Diffuser	CRI (Ra/R9, Single CCT)	95+ (R9: >90)	Phase Cut	Remote
LED CCT	<input type="checkbox"/> 2700K <input type="checkbox"/> 3000K <input type="checkbox"/> 4000K <input type="checkbox"/> 2700K-6500K (Tunable White) <input type="checkbox"/> RGB <input type="checkbox"/> RGBW	IP Rating	IP20	Lifetime (Ta 25°C, Single CCT)	>50,000h L90B10	DALI	Remote
Diffuser	Opal Diffuser	Class Rating	Class III	Operating Ambient Temperature	-10°- 35°C	Bluetooth	Remote
Warranty	5 Years	Maximum Supply Length	3 metres				
		Strip Compatibility	Inter IN10 Strip Light				




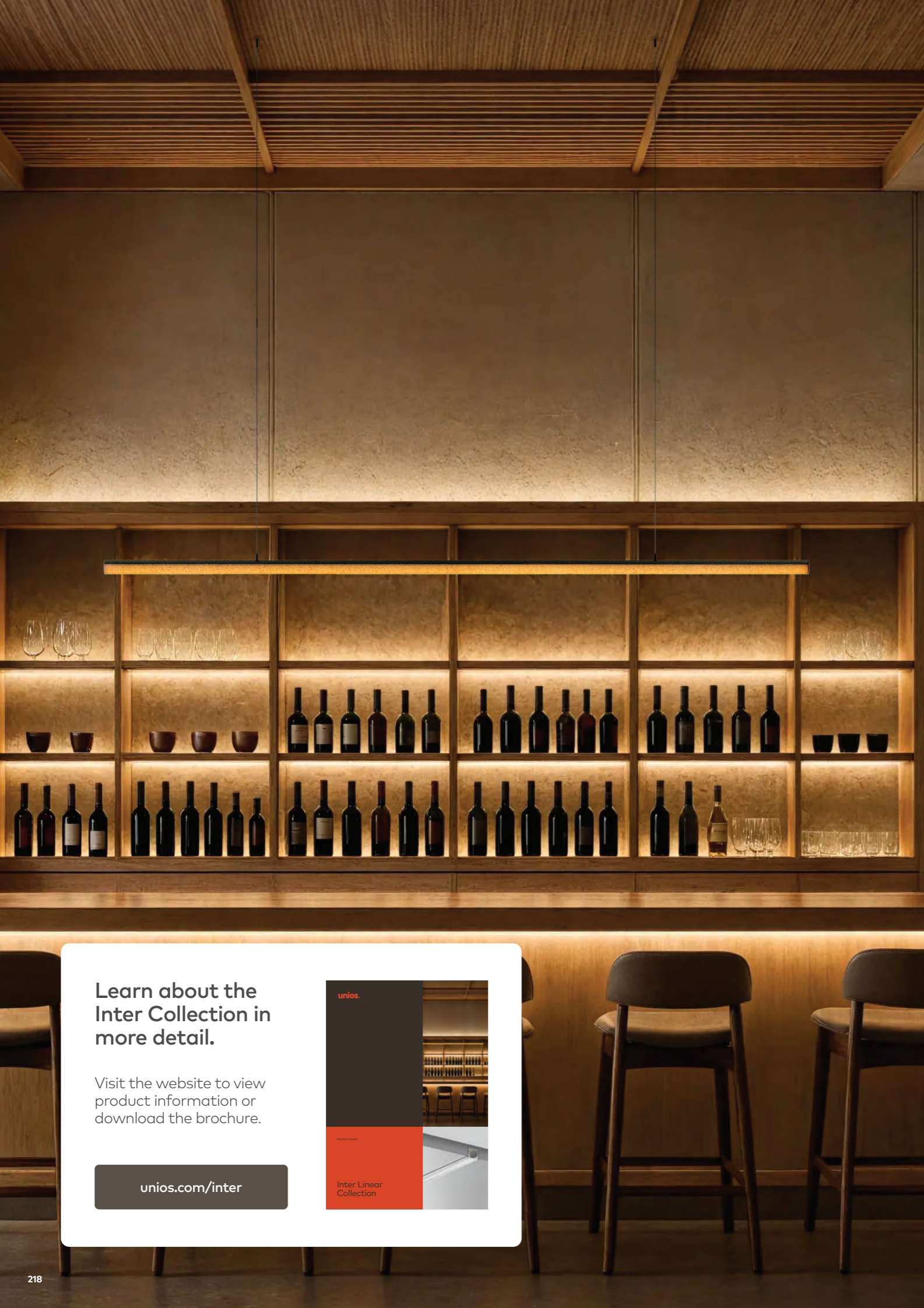
- Available Accessories**
- CR100 End Cap (Allow 2mm length clearance per end cap)
  - CR100 Mounting Kit

Learn about the Inter Collection in more detail.

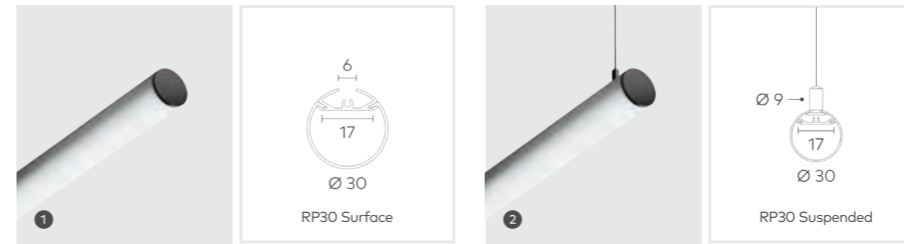
Visit the website to view product information or download the brochure.

[unios.com/inter](https://unios.com/inter)





Luminaire



Accessories



	LED Power	Lumens (3000K)	Beam	SDCM	Maximum Single Length Run	Cut Increments
1 2 Single CCT	5W/m (24V DC)	520lm/m at 3000K	170°	≤1	20m	6.25mm
	10W/m (24V DC)	1039lm/m at 3000K			10m	
	15W/m (24V DC)	1559lm/m at 3000K			6.5m	
	20W/m (24V DC)	2078lm/m at 3000K			5m	
1 Tunable White (2700K - 6500K)	5W/m (24V DC)	478lm/m at 2700K	170°	≤1	5m	11mm
	10W/m (24V DC)	956lm/m at 2700K				
	15W/m (24V DC)	1434lm/m at 2700K				
	20W/m (24V DC)	1912lm/m at 2700K				
RGB	10W/m (24V DC)	335lm/m	170°	N/A	5m	50mm
	15W/m (24V DC)	503lm/m				
	20W/m (24V DC)	671lm/m				
RGBW(W at 3000K)	15W/m (24V DC)	678lm/m at 3000K	170°	≤2 (3000K)	5m	50mm
	20W/m (24V DC)	905lm/m at 3000K				

Key Information	Design	Performance	Driver
Mounting: Surface, Suspended	Product Family: Inter	Lumen Efficacy: Up to 106lm/W	Non-Dim: Remote
Finish: Textured Black	Material: Anodised Aluminum, PC Diffuser	CRI (Ra/R9, Single CCT): 95+ (R9: >90)	Phase Cut: Remote
LED CCT: 2700K, 3000K, 4000K, 2700K-6500K (Tunable White), RGB, RGBW	IP Rating: IP20	Lifetime (Ta 25°C, Single CCT): >50,000h L90B10	DALI: Remote
Diffuser: Opal Diffuser	Class Rating: Class III	Operating Ambient Temperature: -10°- 35°C	Bluetooth: Remote
Warranty: 5 Years	Maximum Supply Length: 3 metres		
	Strip Compatibility: Inter IN10 Strip Light		
	Cable Length: 3000mm		




- Available Accessories
- RP30 End Cap
  - RP30 Mounting Clip
  - Inter Linear 3000mm Suspension Kit

Learn about the Inter Collection in more detail.

Visit the website to view product information or download the brochure.

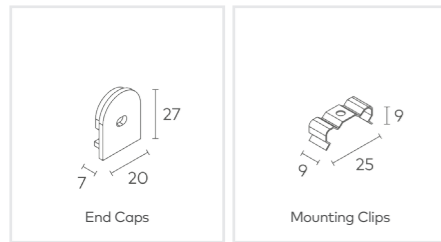
[unios.com/inter](https://unios.com/inter)



Luminaire



Accessories



	LED Power	Lumens (3000K)	Beam	SDCM	Maximum Single Length Run	Cut Increments
❶ Single CCT	5W/m (24V DC)	493lm/m at 3000K	130°	≤1	20m	6.25mm
	10W/m (24V DC)	987lm/m at 3000K			10m	
	15W/m (24V DC)	1480lm/m at 3000K			6.5m	
	20W/m (24V DC)	1973lm/m at 3000K			5m	
Tunable White (2700K - 6500K)	5W/m (24V DC)	454lm/m at 2700K	130°	≤1	5m	11mm
	10W/m (24V DC)	908lm/m at 2700K				
	15W/m (24V DC)	1362lm/m at 2700K				
	20W/m (24V DC)	1816lm/m at 2700K				
RGB	10W/m (24V DC)	318lm/m	130°	N/A	5m	50mm
	15W/m (24V DC)	478lm/m				
	20W/m (24V DC)	637lm/m				
RGBW(W at 3000K)	15W/m (24V DC)	644lm/m at 3000K	130°	≤2 (3000K)	5m	50mm
	20W/m (24V DC)	859lm/m at 3000K				


Key Information		Design		Performance		Driver	
Mounting	Surface	Product Family	Inter	Lumen Efficacy	Up to 100lm/W	Non-Dim	Remote
Finish	Aluminium	Material	Anodised Aluminum, PC Diffuser	CRI (Ra/R9, Single CCT)	95+ (R9: >90)	Phase Cut	Remote
LED CCT	2700K 3000K 4000K 2700K-6500K (Tunable White) RGB RGBW	IP Rating	IP20	Lifetime (Ta 25°C, Single CCT)	>50,000h L90B10	DALI	Remote
Diffuser	Opal Diffuser	Class Rating	Class III	Operating Ambient Temperature	-10°- 35°C	Bluetooth	Remote
Warranty	5 Years	Maximum Supply Length	3 metres				
		Strip Compatibility	Inter INT0 Strip Light				



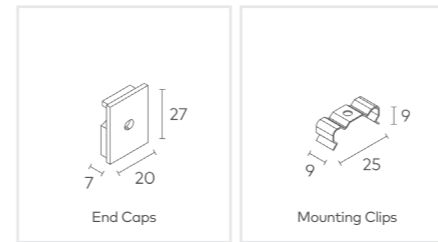
**Available Accessories**  
 DRS20 End Cap (Allow 2mm length clearance per end cap)  
 DRS20 Mounting Clip (Allow 2mm width clearance for mounting clips)



Luminaire



Accessories



	LED Power	Lumens (3000K)	Beam	SDCM	Maximum Single Length Run	Cut Increments
❶ Single CCT	5W/m (24V DC)	493lm/m at 3000K	130°	≤1	20m	6.25mm
	10W/m (24V DC)	987lm/m at 3000K			10m	
	15W/m (24V DC)	1480lm/m at 3000K			6.5m	
	20W/m (24V DC)	1973lm/m at 3000K			5m	
Tunable White (2700K - 6500K)	5W/m (24V DC)	454lm/m at 2700K	130°	≤1	5m	11mm
	10W/m (24V DC)	908lm/m at 2700K				
	15W/m (24V DC)	1362lm/m at 2700K				
	20W/m (24V DC)	1816lm/m at 2700K				
RGB	10W/m (24V DC)	318lm/m	130°	N/A	5m	50mm
	15W/m (24V DC)	478lm/m				
	20W/m (24V DC)	637lm/m				
RGBW(W at 3000K)	15W/m (24V DC)	644lm/m at 3000K	130°	≤2 (3000K)	5m	50mm
	20W/m (24V DC)	859lm/m at 3000K				

Key Information		Design		Performance		Driver	
Mounting	Surface	Product Family	Inter	Lumen Efficacy	Up to 100lm/W	Non-Dim	Remote
Finish	Aluminium	Material	Anodised Aluminum, PC Diffuser	CRI (Ra/R9, Single CCT)	95+ (R9: >90)	Phase Cut	Remote
LED CCT	2700K 3000K 4000K 2700K-6500K (Tunable White) RGB RGBW	IP Rating	IP20	Lifetime (Ta 25°C, Single CCT)	>50,000h L90B10	DALI	Remote
Diffuser	Opal Diffuser	Class Rating	Class III	Operating Ambient Temperature	-10°- 35°C	Bluetooth	Remote
Warranty	5 Years	Maximum Supply Length	3 metres				
		Strip Compatibility	Inter INT0 Strip Light				



**Available Accessories**  
 DSS20 End Cap (Allow 2mm length clearance per end cap)  
 DSS20 Mounting Clip (Allow 2mm width clearance for mounting clips)

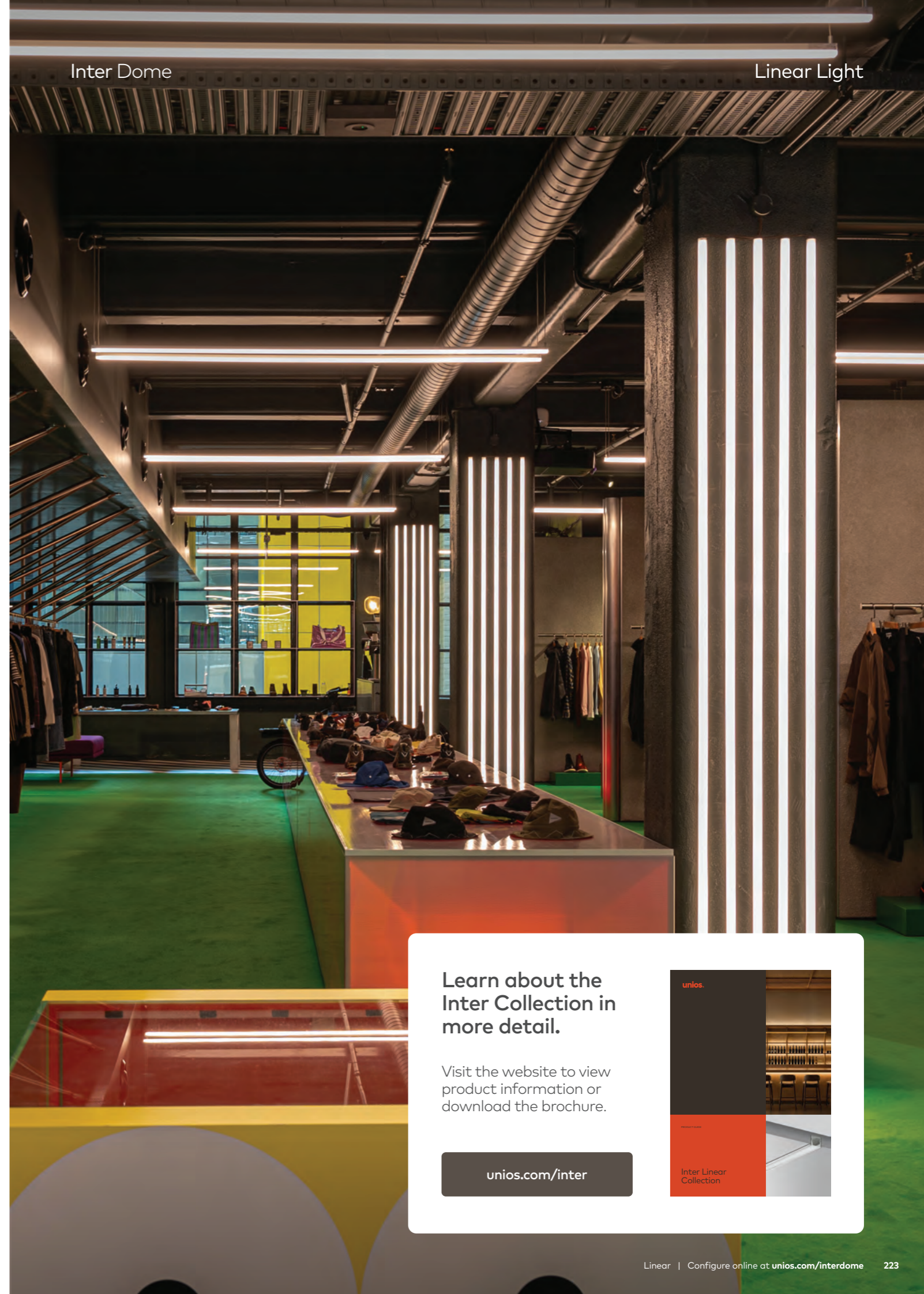




Inter Dome  
DRS20  
Aluminium  
Up There Store

Inter Dome

Linear Light



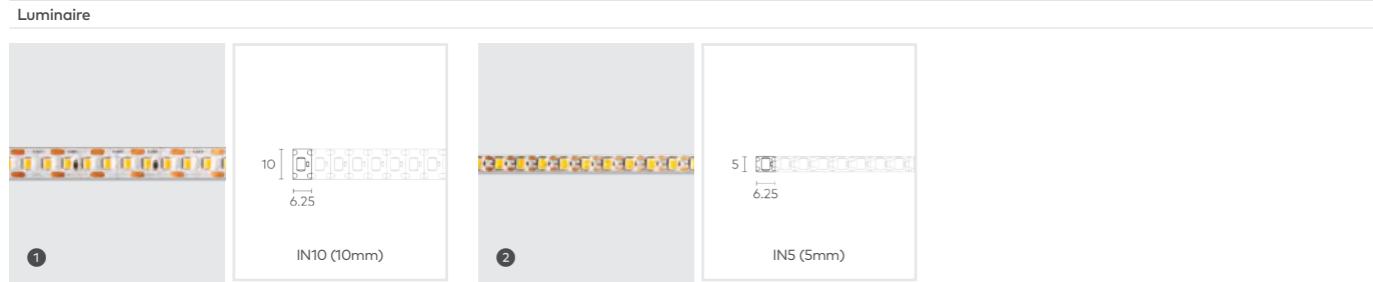
Learn about the Inter Collection in more detail.

Visit the website to view product information or download the brochure.

[unios.com/inter](https://unios.com/inter)


# Inter Single CCT

# Strip Light



	LED Power	Lumens (at 3000K)	Beam	No. of LED's	LED Pitch	Maximum Single Length Run	Cut Increments
1 Inter IN10 Strip Light	5W/m (24V DC)	615lm/m	120°	160LEDs/m	6.25mm	20m	6.25mm
	10W/m (24V DC)	1233lm/m				10m	
	15W/m (24V DC)	1850lm/m				6.5m	
	20W/m (24V DC)	2467lm/m				5m	
2 Inter IN5 Strip Light	10W/m (24V DC)	1233lm/m	120°	160LEDs/m	6.25mm	5m	6.25mm

Key Information		Design		Performance		Driver	
Mounting	3M Adhesive tape	Product Family	Inter	Lumen Efficacy	Up to 125lm/W	Non-Dim	Remote
LED CCT	2700K 3000K 4000K	Material	3oz Flexible copper-clad PCB	CRI (Ra/R9)	95+ (R9: >90)	Phase Cut	Remote
Warranty	5 Years	IP Rating	IP20	Rf (TM-30)	94	DALI	Remote
Maximum Supply Length	20 metres	Class Rating	Class III	Rg (TM-30)	101	Bluetooth	Remote
Maximum Run Power	100W			Lifetime (Ta 25°C)	>50,000h L90B10		
				Operating Ambient Temperature	-10°- 35°C		
				SDCM	≤1		

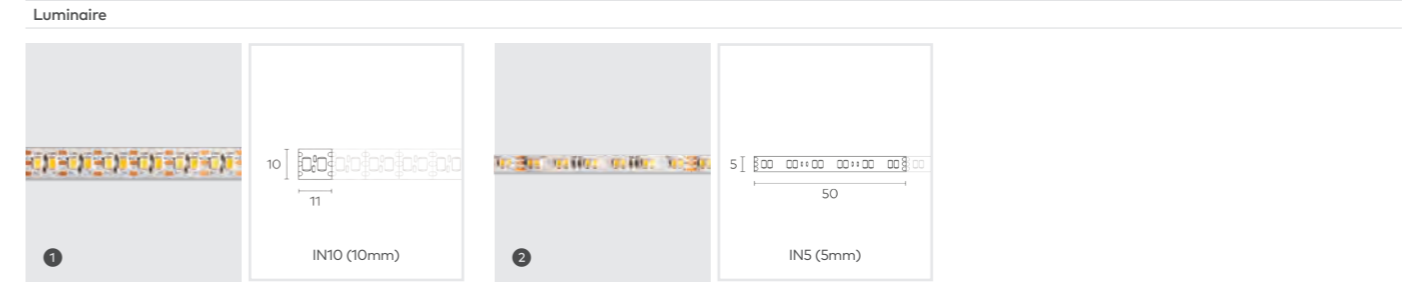


**Available Accessories**  
LED Strip Roller (for ESD-protected on-site assembly)




# Inter Tunable White

# Strip Light



	LED Power	Lumens (at 2700K)	Beam	SDCM	No. of LED's	LED Pitch	Maximum Single Length Run	Cut Increments
1 Inter IN10 Tunable White Strip Light	5W/m (24V DC)	568lm/m	120°	≤1	180LEDs/m	11mm	5m	11mm
	10W/m (24V DC)	1135m/m						
	15W/m (24V DC)	1703lm/m						
	20W/m (24V DC)	2270lm/m						
2 Inter IN5 Tunable White Strip Light	10W/m (24V DC)	852lm/m	120°	≤2	240LEDs/m	8.3mm	5m	50mm


Key Information		Design		Performance		Driver	
Mounting	3M Adhesive tape	Product Family	Inter	Lumen Efficacy	Up to 125lm/W	DALI	Remote
LED CCT	2700K-6500K (Tunable White)	Material	3oz Flexible copper-clad PCB	CRI (Ra/R9)	95+ (R9: >90)	Bluetooth	Remote
Warranty	5 Years	IP Rating	IP20	Rf (TM-30)	94		
Maximum Supply Length	20 metres	Class Rating	Class III	Rg (TM-30)	101		
Maximum Run Power	100W			Lifetime (Ta 25°C)	>50,000h L90B10 (IN10) >54,000h L80B10 (IN5)		
				Operating Ambient Temperature	-10°- 35°C		



**Available Accessories**  
LED Strip Roller (for ESD-protected on-site assembly)




Luminaire



	LED Power	Lumens (RGB)	Beam	Maximum Single Length Run
1 Inter IN10 RGB Strip Light	10W/m (24V DC)	398lm/m	120°	5m
	15W/m (24V DC)	597lm/m		
	20W/m (24V DC)	796lm/m		
2 Inter IN5 RGB Strip Light	10W/m (24V DC)	543lm/m	120°	5m

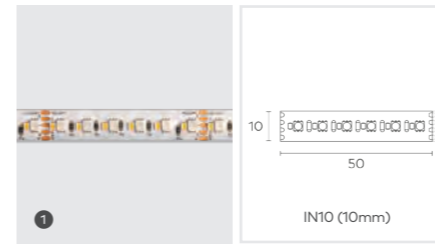
Key Information		Design		Performance		Driver	
Mounting	3M Adhesive tape	Product Family	Inter	Lumen Efficacy	Up to 54lm/W	DALI	Remote
LED Colour	RGB	Material	3oz Flexible copper-clad PCB	CRI (Ra/R9)	N/A	Bluetooth	Remote
Warranty	5 Years	IP Rating	IP20	Rf (TM-30)	N/A		
Maximum Supply Length	20 metres	Class Rating	Class III	Rg (TM-30)	N/A		
Maximum Run Power	100W	Cut Lengths	50mm	Lifetime (Ta 25°C)	>54,000h L80B10		
		LED Pitch	8.3mm	Operating Ambient Temperature	-10°- 35°C		
		No. of LED's	120LEDs/m	SDCM	N/A		



**Available Accessories**  
LED Strip Roller (for ESD-protected on-site assembly)




Luminaire



	LED Power	Lumens (3000K)	Lumens (RGB)	Beam	Maximum Single Length Run
1 Inter IN10 RGBW Strip Light	15W/m (24V DC)	805lm/m	359lm/m	120°	5m
	20W/m (24V DC)	1074lm/m	479lm/m		

Key Information		Design		Performance		Driver	
Mounting	3M Adhesive tape	Product Family	Inter	Lumen Efficacy	Up to 107lm/W	DALI	Remote
LED CCT	RGBW (3000K)	Material	3oz Flexible copper-clad PCB	CRI (Ra/R9)	95+ (R9: >90)	Bluetooth	Remote
Warranty	5 Years	IP Rating	IP20	Rf (TM-30)	91		
Maximum Supply Length	20 metres	Class Rating	Class III	Rg (TM-30)	98		
Maximum Run Power	100W	Cut Lengths	50mm	Lifetime (Ta 25°C)	>54,000h L80B10		
		LED Pitch	8.3mm	Operating Ambient Temperature	-10°- 35°C		
		No. of LED's	240LEDs/m	SDCM	≤2 (3000K)		




**Available Accessories**  
LED Strip Roller (for ESD-protected on-site assembly)





## Eclipse G2 Glide IP67

## Linear Light





	LED Power	Lumens (at 3000K)	Beam	Cable Entry
1 Glide IP67 GI25	5W/m (24V DC)	266lm/m	110°	Rear, End
	10W/m (24V DC)	523lm/m		
	15W/m (24V DC)	767lm/m		
2 Glide IP67 GI25T	5W/m (24V DC)	266lm/m	110°	Rear, End
	10W/m (24V DC)	523lm/m		
	15W/m (24V DC)	767lm/m		
3 Glide IP67 GI40	5W/m (24V DC)	287lm/m	110°	Rear, End
	10W/m (24V DC)	550lm/m		
	15W/m (24V DC)	804lm/m		
	20W/m (24V DC)	1067lm/m		
4 Glide IP67 GI40T	5W/m (24V DC)	287lm/m	110°	Rear, End
	10W/m (24V DC)	550lm/m		
	15W/m (24V DC)	804lm/m		
	20W/m (24V DC)	1067lm/m		
	2x 15W/m (24V DC)	1558lm/m		

Key Information		Design		Performance		Driver	
Mounting	Surface, Recessed	Product Family	Eclipse	Lumen Efficacy	Up to 69lm/W	Non-Dim	Remote
Finish	<input type="checkbox"/> Textured Black <input type="checkbox"/> Aluminium	Material	Powdercoated Aluminum, PMMA Diffuser	CRI (Ra/R9)	90+ (R9: >50)	Phase Cut	Remote
Strip Compatibility	Eclipse EC10 (10mm)	IP Rating	IP67	Lifetime (Ta 25°C)	>54,000h L80B10	DALI	Remote
LED CCT	<input type="checkbox"/> 2700K <input type="checkbox"/> 3000K <input type="checkbox"/> 4000K <input type="checkbox"/> RGB <input type="checkbox"/> RGBW <input type="checkbox"/> 2700K-6500K (Tunable White)	Class Rating	Class III	Operating Ambient Temperature	-10°- 35°C	Bluetooth	Remote
		Maximum Supply Length	3 metres	SDCM	≤3		
Warranty	5 Years	Cut Lengths	25mm, 50mm (RGB/RGBW/Tunable white)				
		Maximum Run Power	100W				
		No. of LED's	120/m, 240/m (Tunable White)				




# Aeon Flex Essential Top

# Flexible Linear Light



	LED Power	Lengths (mm)	Lumens (at 3000K)	Beam	Cable Entries	RGB	RGBW	Tunable White
1 Top (Single Entry)	10W/m (24V DC)	66-10,016 (Cut length increments + 2x 8mm end caps)	460lm/m	120°	Rear, End, Side	Yes	Yes	Yes
Dual Entry								

Key Information		Design		Performance		Driver	
Mounting	Surface, Recessed	Product Family	Aeon Flex	Lumen Efficacy	Up to 46lm/W	Non-Dim	Remote
LED CCT	<ul style="list-style-type: none"> <li>2700K</li> <li>3000K</li> <li>4000K</li> <li>RGB</li> <li>RGBW</li> <li>2700K-6500K (Tunable White CRI80+)</li> </ul>	Material	Extruded Silicone	CRI (Ra/R9)	90+ (R9: >50)	Phase Cut	Remote
		IP Rating	IP65	Lifetime (Ta 25°C)	>50,000h L80B10	DALI	Remote
		Class Rating	Class III	Operating Ambient Temperature	-10°- 35°C	Bluetooth	Remote
		Minimum Bend Diameter	240mm	SDCM	≤2		
		Standard Cut Lengths	50mm				
Warranty	5 Years	RGB Cut Lengths	62.5mm				
		RGBW Cut Lengths	62.5mm				
		Tunable White Cut Lengths	50mm				
		Standard Cable Length	300mm				



**Available Accessories**

- Aluminum Extrusion
- Accessory Kit

**Notes**

When ordering the Aeon Flex Essential, 4 clips per metre plus 2 end caps are included.



Ensure that during installation the predetermined bending direction is never changed. The product must not be twisted

Aeon Flex is a non-trafficable luminaire




# Aeon Flex Essential Mini Top

# Flexible Linear Light



	LED Power	Lengths (mm)	Lumens (at 3000K)	Beam	Cable Entries	RGB	RGBW	Tunable White
1 Mini Top (Single Entry)	10W/m (24V DC)	66-8,016 (Cut length increments + 2x 8mm end caps)	547lm/m	120°	Rear, End, Side	Yes	-	Yes
Dual Entry								

Key Information		Design		Performance		Driver	
Mounting	Surface, Recessed	Product Family	Aeon Flex	Lumen Efficacy	Up to 55lm/W	Non-Dim	Remote
LED CCT	<ul style="list-style-type: none"> <li>2700K</li> <li>3000K</li> <li>4000K</li> <li>RGB</li> <li>RGBW</li> <li>2700K-6500K (Tunable White CRI80+)</li> </ul>	Material	Extruded Silicone	CRI (Ra/R9)	90+ (R9: >50)	Phase Cut	Remote
		IP Rating	IP65	Lifetime (Ta 25°C)	>50,000h L80B10	DALI	Remote
		Class Rating	Class III	Operating Ambient Temperature	-10°- 35°C	Bluetooth	Remote
		Minimum Bend Diameter	120mm	SDCM	≤2		
		Standard Cut Lengths	50mm				
Warranty	5 Years	RGB Cut Lengths	62.5mm				
		Tunable White Cut Lengths	50mm				
		Standard Cable Length	300mm				



**Available Accessories**

- Aluminum Extrusion
- Accessory Kit

**Notes**

When ordering the Aeon Flex Essential, 4 clips per metre plus 2 end caps are included.

Ensure that during installation the predetermined bending direction is never changed. The product must not be twisted

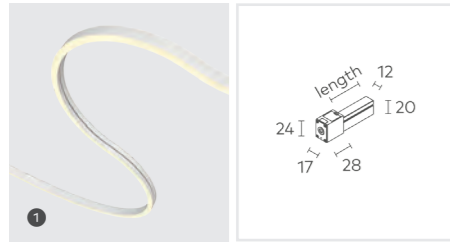
Aeon Flex is a non-trafficable luminaire



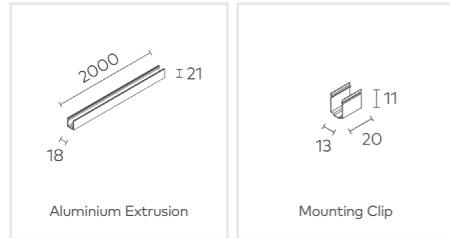
# Aeon Flex Essential Side

# Flexible Linear Light

## Luminaire



## Accessories



	LED Power	Lengths (mm)	Lumens (at 3000K)	Beam	Cable Entries	RGB	RGBW	Tunable White
1 Side (Single Entry)	10W/m (24V DC)	66-10,016 (Cut length increments + 2x 8mm end caps)	264lm/m	120°	Rear, End, Side	Yes	Yes	Yes
Dual Entry								

Key Information		Design		Performance		Driver	
Mounting	Surface, Recessed	Product Family	Aeon Flex	Lumen Efficacy	Up to 27lm/W	Non-Dim	Remote
LED CCT	<ul style="list-style-type: none"> <li>2700K</li> <li>3000K</li> <li>4000K</li> <li>RGB</li> <li>RGBW</li> <li>2700K-6500K (Tunable White CRI80+)</li> </ul>	Material	Extruded Silicone	CRI (Ra/R9)	90+ (R9: >50)	Phase Cut	Remote
		IP Rating	IP65	Lifetime (Ta 25°C)	>50,000h L80B10	DALI	Remote
		Class Rating	Class III	Operating Ambient Temperature	-10°- 35°C	Bluetooth	Remote
		Minimum Bend Diameter	240mm	SDCM	≤2		
		Standard Cut Lengths	50mm				
Warranty	5 Years	RGB Cut Lengths	62.5mm				
		RGBW Cut Lengths	62.5mm				
		Tunable White Cut Lengths	50mm				
		Standard Cable Length	300mm				

**Available Accessories**  
 Aluminum Extrusion  
 Accessory Kit

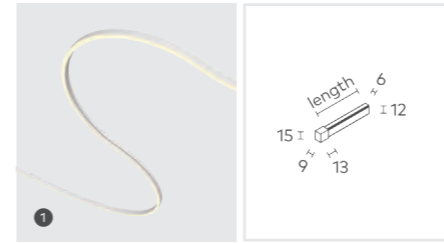
**Notes**  
 When ordering the Aeon Flex Essential, 4 clips per metre plus 2 end caps are included.  
 Ensure that during installation the predetermined bending direction is never changed. The product must not be twisted  
 Aeon Flex is a non-trafficable luminaire



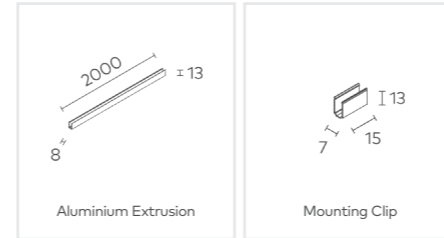
# Aeon Flex Essential Mini Side

# Flexible Linear Light

## Luminaire



## Accessories



	LED Power	Lengths (mm)	Lumens (at 3000K)	Beam	Cable Entries	RGB	RGBW	Tunable White
1 Mini Side (Single Entry)	10W/m (24V DC)	60-13,010 (Cut length increments + 2x 5mm end caps)	309lm/m	120°	Rear, End, Side	Yes	-	Yes
Dual Entry								

Key Information		Design		Performance		Driver	
Mounting	Surface, Recessed	Product Family	Aeon Flex	Lumen Efficacy	Up to 31lm/W	Non-Dim	Remote
LED CCT	<ul style="list-style-type: none"> <li>2700K</li> <li>3000K</li> <li>4000K</li> <li>RGB</li> <li>RGBW</li> <li>2700K-6500K (Tunable White CRI80+)</li> </ul>	Material	Extruded Silicone	CRI (Ra/R9)	90+ (R9: >50)	Phase Cut	Remote
		IP Rating	IP65	Lifetime (Ta 25°C)	>50,000h L80B10	DALI	Remote
		Class Rating	Class III	Operating Ambient Temperature	-10°- 35°C	Bluetooth	Remote
		Minimum Bend Diameter	120mm	SDCM	≤2		
		Standard Cut Lengths	50mm				
Warranty	5 Years	RGB Cut Lengths	50mm				
		Tunable White Cut Lengths	50mm				
		Standard Cable Length	300mm				

**Available Accessories**  
 Aluminum Extrusion  
 Accessory Kit



**Notes**  
 When ordering the Aeon Flex Essential, 4 clips per metre plus 2 end caps are included.  
 Ensure that during installation the predetermined bending direction is never changed. The product must not be twisted  
 Aeon Flex is a non-trafficable luminaire





Aeon Flex Essential

Flexible Linear Series



**Aeon Flex Essential**  
Flexible Linear Light  
Side  
Built HQ

**Aeon Flex Essential**  
Flexible Linear Light  
Mini Top  
Casa Nostra



**Aeon Flex Essential**  
Flexible Linear Light  
Top  
Vitality House




**Aeon Flex Essential**  
Flexible Linear Light  
Side  
SwanCare






### Aeon Flex Essential

### Flexible Linear Series



**Aeon Flex Essential**  
Flexible Linear Light  
Top  
Moss Hotel

**Aeon Flex Essential**  
Flexible Linear Light  
Side  
Tre Dining




		LED Power	Lumens (at 3000K)	Beam	Weight	Mounting
1	1121mm Direct	25W (700mA)	1895lm	80°	4.6kg	Surface Mounted, Wall Mounted, Track Mounted, Suspended
	1401mm Direct	31W (900mA)	2368lm		5.8kg	
	1681mm Direct	38W (1050mA)	2842lm		6.9kg	
	1961mm Direct	44W (1200mA)	3315lm		8.1kg	Surface Mounted, Suspended
	2241mm Direct	50W (1400mA)	3789lm		9.2kg	
2	1121mm Direct/Indirect	25W (700mA) ↓   12.5W (350mA) ↑	1895lm ↓   1629lm ↑	80°   100°	4.8kg	Surface Mounted, Wall Mounted, Suspended
	1401mm Direct/Indirect	31W (900mA) ↓   15.5W (500mA) ↑	2368lm ↓   2036lm ↑		6.0kg	
	1681mm Direct/Indirect	38W (1050mA) ↓   19W (500mA) ↑	2842lm ↓   2443lm ↑		7.1kg	
	1961mm Direct/Indirect	44W (1200mA) ↓   22W (600mA) ↑	3315lm ↓   2850lm ↑		8.3kg	Surface Mounted, Suspended
	2241mm Direct/Indirect	50W (1400mA) ↓   25W (700mA) ↑	3789lm ↓   3257lm ↑		9.5kg	
3	L Component Direct (600x600mm)	22W (700mA)	1852lm	80°	2.3kg	Surface Mounted, Suspended
4	L Component Direct/Indirect (600x600mm)	22W (700mA) ↓   11W (350mA) ↑	1852lm ↓   1594lm ↑	80°   100°	2.5kg	Surface Mounted, Suspended

Key Information	
Mounting	Ceiling Surface, Ceiling Suspended
Finish	<input type="checkbox"/> Textured Black <input type="checkbox"/> Textured White <input type="checkbox"/> Black/White Trim <input type="checkbox"/> White/Black Trim
LED CCT	<input type="checkbox"/> 2700K <input type="checkbox"/> 3000K <input type="checkbox"/> 4000K <input type="checkbox"/> 2700K-6500K (Tunable White)
Warranty	5 Years

Design	
Product Family	LX Infinity
Material	Powder Coated Aluminium, PC Trim and PMMA Diffuser
IP Rating	IP40
Class Rating	Class I

Performance	
Lumen Efficacy	Up to 81lm/W
CRI (Ra/R9)	90+ (R9: >50)
UGR (70/50/20)	<10 (Black), <19 (White)
Lifetime (Ta 25°C)	>86,000h L90B10
Operating Ambient Temperature	-10°- 35°C
SDCM	≤3

Driver	
Non-Dim	Built-In
DALI	Built-In
Bluetooth	Built-In




- Available Accessories**
- Rod Suspension Kit
  - Wire Suspension Kit
  - Nexus Joiner System
  - Wall Mount Brackets

**Notes**

Beam angle lumen output shown is for white optics, other finishes may vary.

Lower and higher outputs available upon requests.

Indirect DALI models are available in dual control.




		LED Power	Lumens (at 3000K)	Beam	Weight
1 2	1121mm	25W (700mA)	1895lm	80°	4.1kg
	1401mm	31W (900mA)	2368lm		5.3kg
	1681mm	38W (1050mA)	2842lm		6.3kg
	1961mm	44W (1200mA)	3315lm		7.6kg
	2241mm	50W (1400mA)	3789lm		8.7kg
3 4	L Component (600x600mm)	22W (700mA)	1852lm	80°	1.8kg
5	T-Bar (1195mm)	25W (700mA)	1895lm	80°	4.1kg

Key Information	
Mounting	Ceiling Recessed
Finish	<input type="checkbox"/> Textured Black <input type="checkbox"/> Textured White <input type="checkbox"/> Black/White Trim <input type="checkbox"/> White/Black Trim
LED CCT	<input type="checkbox"/> 2700K <input type="checkbox"/> 3000K <input type="checkbox"/> 4000K <input type="checkbox"/> 2700K-6500K (Tunable White)
Warranty	5 Years

Design	
Product Family	LX Infinity
Material	Powder Coated Aluminium, PC Trim and PMMA Diffuser
IP Rating	IP40
Class Rating	Class II
Insulation Rating	IC

Performance	
Lumen Efficacy	Up to 81lm/W
CRI (Ra/R9)	90+ (R9: >50)
UGR (70/50/20)	<10 (Black), <19 (White)
Lifetime (Ta 25°C)	>86,000h L90B10
Operating Ambient Temperature	-10°- 35°C
SDCM	≤3

Driver	
Non-Dim	Remote
DALI	Remote
Bluetooth	Remote
Phase-Cut	Remote



- Available Accessories**
- Nexus Joiner System

**Notes**

Beam angle and lumen output shown is for white optics, other finishes may vary.

Lower and higher outputs available upon requests.

T-Bar option only available in Textured White






		LED Power	Lumens (at 3000K)	Beam	Weight	Mounting
1	1121mm Direct	25W (700mA)	2423lm	90°	4.6kg	Surface Mounted, Wall Mounted, Track Mounted, Suspended
	1401mm Direct	31W (900mA)	3028lm		5.8kg	
	1681mm Direct	38W (1050mA)	3634lm		6.9kg	
	1961mm Direct	44W (1200mA)	4239lm		8.1kg	Surface Mounted, Suspended
	2241mm Direct	50W (1400mA)	4844lm		9.2kg	
2	1121mm Direct/Indirect	25W (700mA) ↓   12.5W (350mA) ↑	2423lm ↓   1629lm ↑	90°   100°	4.8kg	Surface Mounted, Wall Mounted, Suspended
	1401mm Direct/Indirect	31W (900mA) ↓   15.5W (500mA) ↑	3028lm ↓   2036lm ↑		6.0kg	
	1681mm Direct/Indirect	38W (1050mA) ↓   19W (500mA) ↑	3634lm ↓   2443lm ↑		7.1kg	
	1961mm Direct/Indirect	44W (1200mA) ↓   22W (600mA) ↑	4239lm ↓   2850lm ↑		8.3kg	Surface Mounted, Suspended
	2241mm Direct/Indirect	50W (1400mA) ↓   25W (700mA) ↑	4844lm ↓   3257lm ↑		9.5kg	
3	L Component Direct (600x600mm)	22W (700mA)	2370lm	90°	2.3kg	Surface Mounted, Suspended
	L Component Direct/Indirect (600x600mm)	22W (700mA) ↓   11W (350mA) ↑	2370lm ↓   1594lm ↑	90°   100°	2.5kg	Surface Mounted, Suspended

Key Information	
Mounting	Ceiling Surface, Ceiling Suspended
Finish	<input type="checkbox"/> Textured Black <input type="checkbox"/> Textured White <input type="checkbox"/> Black/White Trim <input type="checkbox"/> White/Black Trim
LED CCT	<input type="checkbox"/> 2700K <input type="checkbox"/> 3000K <input type="checkbox"/> 4000K <input type="checkbox"/> 2700K-6500K (Tunable White)
Warranty	5 Years

Design	
Product Family	LX Infinity
Material	Powder Coated Aluminium, PC Trim and PMMA Diffuser
IP Rating	IP40
Class Rating	Class I

Performance	
Lumen Efficacy	Up to 104lm/W
CRI (Ra/R9)	90+ (R9: >50)
UGR (70/50/20)	<10 (Black), <19 (White)
Lifetime (Ta 25°C)	>86,000h L90B10
Operating Ambient Temperature	-10°- 35°C
SDCM	≤3

Driver	
Non-Dim	Built-In
DALI	Built-In
Bluetooth	Built-In



- Available Accessories**
- Rod Suspension Kit
  - Wire Suspension Kit
  - Nexus Joiner System
  - Wall Mount Brackets

**Notes**

Beam angle and lumen output shown is for white optics, other finishes may vary.

Lower and higher outputs available upon requests.

Indirect DALI models are available in dual control.




		LED Power	Lumens (at 3000K)	Beam	Weight
1 2	1121mm	25W (700mA)	2423lm	90°	4.1kg
	1401mm	31W (900mA)	3028lm		5.3kg
	1681mm	38W (1050mA)	3634lm		6.3kg
	1961mm	44W (1200mA)	4239lm		7.6kg
	2241mm	50W (1400mA)	4844lm		8.7kg
3 4	L Component (600x600mm)	22W (700mA)	2370lm	90°	1.8kg
	T-Bar (1195mm)	25W (700mA)	2423lm	90°	4.1kg

Key Information	
Mounting	Ceiling Recessed
Finish	<input type="checkbox"/> Textured Black <input type="checkbox"/> Textured White <input type="checkbox"/> Black/White Trim <input type="checkbox"/> White/Black Trim
LED CCT	<input type="checkbox"/> 2700K <input type="checkbox"/> 3000K <input type="checkbox"/> 4000K <input type="checkbox"/> 2700K-6500K (Tunable White)
Warranty	5 Years

Design	
Product Family	LX Infinity
Material	Powder Coated Aluminium, PC Trim and PMMA Diffuser
IP Rating	IP40
Class Rating	Class II
Insulation Rating	IC

Performance	
Lumen Efficacy	Up to 104lm/W
CRI (Ra/R9)	90+ (R9: >50)
UGR (70/50/20)	<10 (Black), <19 (White)
Lifetime (Ta 25°C)	>86,000h L90B10
Operating Ambient Temperature	-10°- 35°C
SDCM	≤3

Driver	
Non-Dim	Remote
DALI	Remote
Bluetooth	Remote
Phase-Cut	Remote



- Available Accessories**
- Nexus Joiner System

**Notes**

Beam angle and lumen output shown is for white optics, other finishes may vary.

Lower and higher outputs available upon requests.


T-Bar option only available in Textured White






		LED Power	Lumens (at 3000K)	Beam	Weight	Mounting
1	1121mm Direct	25W (700mA)	2548lm	90°	4.6kg	Surface Mounted, Wall Mounted, Track Mounted, Suspended
	1401mm Direct	31W (900mA)	3184lm		5.8kg	
	1681mm Direct	38W (1050mA)	3821lm		6.9kg	
	1961mm Direct	44W (1200mA)	4457lm		8.1kg	Surface Mounted, Suspended
	2241mm Direct	50W (1400mA)	5094lm		9.2kg	
2	1121mm Direct/Indirect	25W (700mA) ↓   12.5W (350mA) ↑	2548lm ↓   1629lm ↑	90°   100°	4.8kg	Surface Mounted, Wall Mounted, Suspended
	1401mm Direct/Indirect	31W (900mA) ↓   15.5W (500mA) ↑	3184lm ↓   2036lm ↑		6.0kg	
	1681mm Direct/Indirect	38W (1050mA) ↓   19W (500mA) ↑	3821lm ↓   2443lm ↑		7.1kg	
	1961mm Direct/Indirect	44W (1200mA) ↓   22W (600mA) ↑	4457lm ↓   2850lm ↑		8.3kg	Surface Mounted, Suspended
	2241mm Direct/Indirect	50W (1400mA) ↓   25W (700mA) ↑	5094lm ↓   3257lm ↑		9.5kg	
3	L Component Direct (600x600mm)	22W (700mA)	2492lm	90°	2.3kg	Surface Mounted, Suspended
	L Component Direct/Indirect (600x600mm)	22W (700mA) ↓   11W (350mA) ↑	2492lm ↓   1594lm ↑	90°   100°	2.5kg	Surface Mounted, Suspended

Key Information	Design	Performance	Driver
Mounting Ceiling Surface, Ceiling Suspended	Product Family LX Infinity	Lumen Efficacy Up to 110lm/W	Non-Dim Built-In
Finish ■ Textured Black □ Textured White	Material Powder Coated Aluminium, PMMA Diffuser	CRI (Ra/R9) 90+ (R9: >50)	DALI Built-In
LED CCT ■ 2700K ■ 3000K ■ 4000K ■ 2700K-6500K (Tunable White)	IP Rating IP40	UGR (70/50/20) <19	Bluetooth Built-In
Warranty 5 Years	Class Rating Class I	Lifetime (Ta 25°C) >86,000h L90B10	
		Operating Ambient Temperature -10°- 35°C	
		SDCM ≤3	




Available Accessories
Rod Suspension Kit
Wire Suspension Kit
Nexus Joiner System
Wall Mount Brackets

**Notes**  
Lower and higher outputs available upon requests.  
Indirect DALI models are available in dual control.



		LED Power	Lumens (at 3000K)	Beam	Weight
1 2	1121mm	25W (700mA)	2548lm	90°	4.1kg
	1401mm	31W (900mA)	3184lm		5.3kg
	1681mm	38W (1050mA)	3821lm		6.3kg
	1961mm	44W (1200mA)	4457lm		7.6kg
	2241mm	50W (1400mA)	5094lm		8.7kg
3 4	L Component (600x600mm)	22W (700mA)	2492lm	90°	1.8kg
	T-Bar (1195mm)	25W (700mA)	2548lm	90°	4.1kg



Key Information	Design	Performance	Driver
Mounting Ceiling Recessed	Product Family LX Infinity	Lumen Efficacy Up to 110lm/W	Non-Dim Remote
Finish ■ Textured Black □ Textured White	Material Powder Coated Aluminium, PMMA Diffuser	CRI (Ra/R9) 90+ (R9: >50)	DALI Remote
LED CCT ■ 2700K ■ 3000K ■ 4000K ■ 2700K-6500K (Tunable White)	IP Rating Swing Clip: IP40 Spring Clip: IP40, IP54 T-Bar: IP40	UGR (70/50/20) <19	Bluetooth Remote
Warranty 5 Years	Class Rating Class II	Lifetime (Ta 25°C) >86,000h L90B10	Phase-Cut Remote
	Insulation Rating IC	Operating Ambient Temperature -10°- 35°C	
		SDCM ≤3	



Available Accessories
Nexus Joiner System

**Notes**  
Lower and higher outputs available upon requests.  
IP54 option only available in Spring Clip models at standalone lengths.  
T-Bar option only available in Textured White





Learn about the LX Infinity Collection in more detail.


Visit the website to view product information or download the brochure.



[unios.com/lx](https://unios.com/lx)



**LX Infinity Prismatic**  
Linear Light  
Suspended  
Textured White  
Aurecon



**LX Infinity Honeycomb**  
Linear Light  
Suspended  
Textured Black  
Unios Diamond Island  
Showroom



**LX Infinity Prismatic**  
 Linear Light  
 Surface Mounted  
 Textured White  
 Inveresk Library



LX Infinity

Collection

Learn about the  
**LX Infinity Collection**  
 in more detail.

Visit the website to view  
 product information or  
 download the brochure.

[unios.com/lx](https://unios.com/lx)



LX Infinity



Learn about the LX Infinity Collection in more detail.

Visit the website to view product information or download the brochure.

[unios.com/lx](https://unios.com/lx)



**LX Infinity Prismatic**  
Linear Light  
Recessed  
Textured White  
Swan Care

**LX Infinity Prismatic**  
Linear Light  
Surface Mounted  
Textured Black  
Vitality House




# Max

# Freestanding Light



	LED Power	Lumens (at 3000K)	Beam	Height	Weight
1 Max Freestanding Light	100W	11,424lm (1,178lm ↓, 10,246lm ↑)	70° ↓, 100° ↑	2000mm	11.4kg
Max Freestanding Light (Casambi)					
2 Max Two Freestanding Light	2x 100W	2x 11,424lm (1,178lm ↓, 10,246lm ↑)	70° ↓, 100° ↑	2000mm	15kg
3 Max Desk-Mounted Light	100W	11,424lm (1,178lm ↓, 10,246lm ↑)	70° ↓, 100° ↑	1200mm	5.4kg
Max Desk-Mounted Light (Casambi)					

Key Information		Design		Performance		Control	
Mounting	Freestanding, Desk-Mounted	Product Family	Max	Lumen Efficacy	114lm/W (3000K)	Standard	Integrated Touch Panel (Dimming / CCT)
Finish	☐ Textured White	Material	Head & Pole: Powdercoated Aluminium, Base: Powdercoated Steel	CRI (Ra/R9)	90+ (R9: >50)	Bluetooth	Integrated Touch Panel (Dimming / CCT), Wireless Casambi Control
LED CCT	☑ 3000K - 5700K (Tunable White)	Optics	Advanced PMMA Asymmetrical Lens for glare control, Clear PMMA cover for Indirect illumination	UGR	<13		
Warranty	5 Years	Max Sensors	Integrated Presence Sensor, Daylight Sensor	Luminance(L65)	≤2300cd/m²		
		Max Two Sensors	Integrated Motion Sensor, Daylight Sensor	Desktop Uniformity (U0)	≥0.7		
		IP Rating	IP20	Lifetime (Ta 25°C)	>54,000h L80B10		
		Class Rating	Class I	Power Factor	≥0.9		
				Operating Ambient Temperature	-10°- 35°C		
				SDCM	≤3		



### Notes

Casambi model allows for additional control like circadian rhythm timing.

Max Two only available with motion sensor instead of presence sensor. Daylight sensor remains the same.





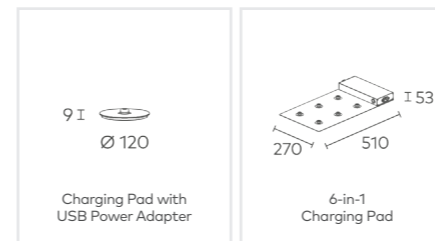
# Moka

# Table Lamp

## Luminaire



## Accessories



	LED Power	Lumens (at 2700K)	Beam	Weight
1 Moka Table Lamp	2W	126lm	100°	1200g

### Key Information


Mounting	Table Lamp
Powdercoated Finish	<input type="checkbox"/> Textured Black <input type="checkbox"/> Textured White
Electroplated Finish	<input type="checkbox"/> Satin Nickel <input type="checkbox"/> Antique Brass
LED CCT	1800K/2200K /2700K (Colour Tune)
Warranty	2 Years

### Design

Product Family	Moka
Stem Material	Powder Coated Aluminium or Electroplated Aluminium
Base Material	Powder Coated Steel or Electroplated Steel
IP Rating	IP54
Class Rating	Class III
Operating Time	8h at 100% 16h at 50% 40h at 20%
Charge Time	4-5h

### Performance

Lumen Efficacy	Up to 63lm/W
CRI (Ra/R9)	90+ (R9: >50)
Lifetime (Ta 25°C)	>54,000h L80B10
Operating Ambient Temperature	-10°- 35°C
SDCM	≤3



### Available Accessories


- Charging Pad with USB Power Adapter
- 6-in-1 Charging Pad

### Notes

Prior to assembling and operating the Moka Table Lamp, please refer to the instruction manual to view all functions and instructions on how to properly handle the product.

6-in-1 Charging Pads are capable of linking together to charge up to 54 table lamps.





**Moka**  
Table Lamp  
Antique Brass

**Moka**  
Table Lamp  
Satin Nickel

Moka


Table Lamp





# Pandia

# Wall Light





		LED Power	Lumens (at 2700K)	Beam	Weight
1	Small (130mm)	4W (100mA)	292lm	110°	995g
2	Medium (250mm)	9W (260mA)	799lm	110°	3100g

Key Information		Design		Performance		Driver	
Mounting	Wall Surface	Product Family	Pandia	Lumen Efficacy	Up to 80lm/W	Phase Cut	Built-in
Finish	<input type="checkbox"/> Textured Black	Material	Powdercoated Aluminium, Cast Solid Glass	CRI (Ra/R9)	90+ (R9: >50)	DALI	Remote
	<input type="checkbox"/> Textured White			Lifetime (Ta 25°C)	>72,000h L80B10	Bluetooth	Remote
	<input type="checkbox"/> Dusty Green			Operating Ambient Temperature	-10°- 35°C		
	<input type="checkbox"/> Slate Grey						
LED CCT	2700K	IP Rating	IP65	SDCM	≤3		
Warranty	5 Years	Class Rating	Class I				

## Learn about the Pandia Collection in more detail.

Visit the website to view product information or download the brochure.

[unios.com/pandia](https://unios.com/pandia)





Pandia

Wall Light



**Pandia**  
Wall Light  
Small  
Textured Black  
O'Connells Pub, Unios HEC

**Pandia**  
Wall Light  
Small  
Textured White  
Lights & Tracks




# Creo

# Reading Wall Light



	LED Power	Lumens (at 2700K)	Beam	Weight
1 Creo Reading Wall Light	3W (530mA)	79lm	20°	230g


Key Information		Design		Performance		Driver	
Mounting	Wall Surface	Product Family	Creo	Lumen Efficacy	Up to 29lm/W	Analogue	Built-in Dial
Finish	<input checked="" type="checkbox"/> Textured Black <input type="checkbox"/> Textured White	Adjustability	60° Tilt 355° Rotation	UGR (70/50/20)	<13		
LED CCT	2700K	Material	Powder Coated Aluminium	CRI (Ra/R9)	90+ (R9: >50)		
Warranty	5 Years	IP Rating	IP20	Lifetime (Ta 25°C)	>60,000h L90B10		
		Class Rating	Class I	Operating Ambient Temperature	-10°- 35°C		
				SDCM	≤3		






# Pluto

# Wall Light



		LED Power	Lumens (at 3000K)	Beam	Weight	Lumen Efficacy
1	Round Small (100mm)	7W (200mA)	563lm	200°	500g	Up to 59lm/W
2	Round Medium (135mm)	9W (250mA)	578lm	200°	680g	Up to 50lm/W
3	Frame Small (100mm)	7W (200mA)	491lm	200°	580g	Up to 52lm/W
4	Frame Medium (135mm)	9W (250mA)	603lm	200°	930g	Up to 52lm/W


Key Information		Design		Performance		Driver	
Mounting	Wall Surface Ceiling Surface	Product Family	Pluto	CRI (Ra/R9)	90+ (R9: >50)	Phase Cut	Built-in
Powdercoated Finish	<input checked="" type="checkbox"/> Textured Black <input type="checkbox"/> Textured White	Material	Powder Coated Aluminium	Lifetime (Ta 25°C)	>60,000h L80B10	DALI	Remote
Electroplated Finish	<input checked="" type="checkbox"/> Nickel <input type="checkbox"/> Brass	IP Rating	IP54	Operating Ambient Temperature	-10°- 35°C	Bluetooth	Remote
LED CCT	<input checked="" type="checkbox"/> 3000K - 1800K (Dusk-Dim)	Class Rating	Class I	SDCM	≤3		
Warranty	5 Years						





Pluto

Wall Light



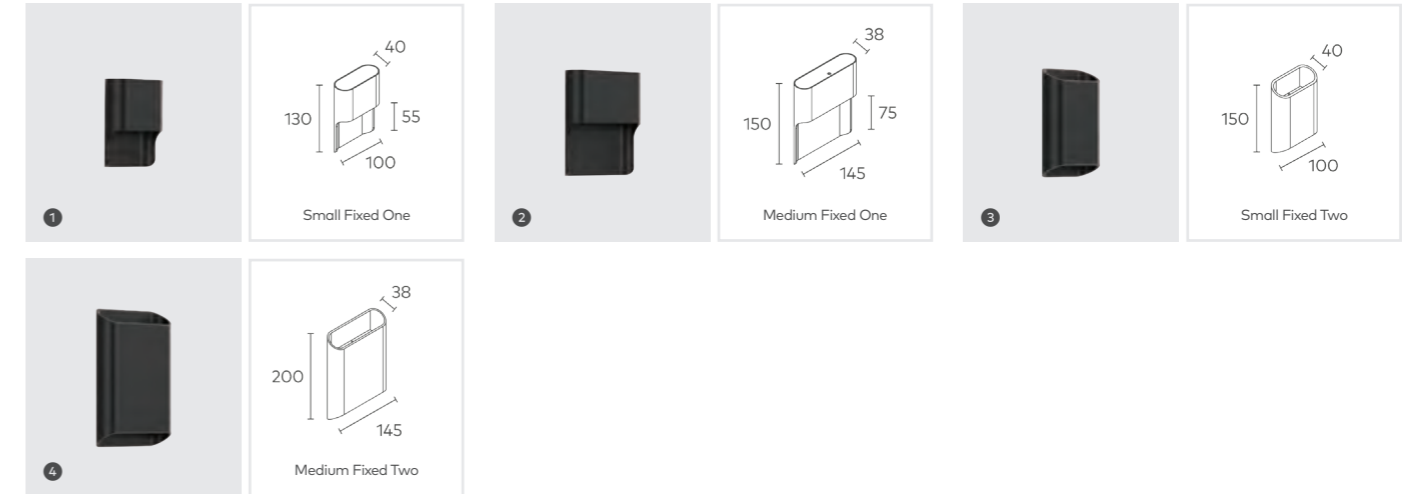
**Pluto Round**  
Wall Light  
Small, Medium  
Textured White

**Pluto Frame**  
Wall Light  
Medium  
Textured White




## Basc

## Wall Light



	LED Power	Lumens (at 3000K)	Beam	Weight
1 Small Fixed One	3W (350mA)	142lm	100°	440g
2 Medium Fixed One	5W (250mA)	180lm	80°	480g
3 Small Fixed Two	6W (300mA)	215lm	100°	660g
4 Medium Fixed Two	9W (250mA)	296lm	110°	760g

Key Information		Design		Performance		Driver	
Mounting	Wall Surface	Product Family	Basc	Lumen Efficacy	Up to 31lm/W	Phase Cut	Built-in
Finish	<input checked="" type="checkbox"/> Textured Black <input type="checkbox"/> Textured White	Material	Powder Coated Aluminium	CRI (Ra/R9)	90+ (R9: >50)	DALI	Remote
LED CCT	3000K	IP Rating	IP65	Lifetime (Ta 25°C)	>60,000h L80B10	Bluetooth	Remote
Warranty	5 Years	Class Rating	Class I	Operating Ambient Temperature	-10°- 35°C		
				SDCM	≤3		





# Vespa

# Wall Light



		LED Power	Lumens (at 3000K)	Beam	Weight
1	Small	18W (500mA)	1499lm	45x120°	1.1kg
2	Large	36W (1000mA)	3158lm	45x120°	1.9kg

Key Information		Design		Performance		Driver	
Mounting	Wall Mounted	Material	Powder Coated Aluminium	Lumen Efficacy	Up to 94lm/W	Phase Cut	Built-in
Finish	<input type="checkbox"/> Textured Black <input type="checkbox"/> Textured White	IP Rating	IP65	CRI (Ra/R9)	90+ (R9: >50)	DALI	Built-in
LED CCT	<input type="checkbox"/> 3000K <input type="checkbox"/> 4000K	Class Rating	Class I	Lifetime (Ta 25°C)	>72,000h L80B10	Bluetooth	Remote
Warranty	5 Years			Operating Ambient Temperature	-10°- 35°C		
				SDCM	≤3		





Vespa <sup>G2</sup>

Wall Light



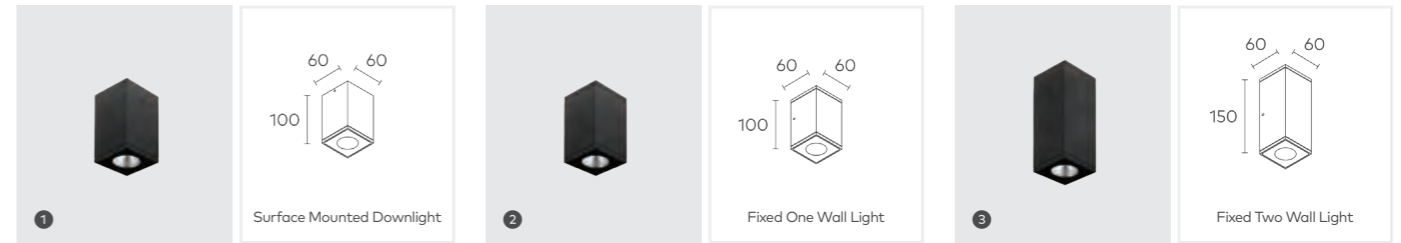
**Vespa G2**  
Wall Light  
Small  
Textured White

**Vespa G2**  
Wall Light  
Small  
Textured Black  
Boat O' Craigo




## Zeron Mini


Series



	LED Power	Lumens (at 3000K)	Beam	Weight
1 Surface Mounted Downlight	7W (700mA)	545lm	40°	557g
2 Fixed One Wall Light	7W (700mA)	545lm	40°	582g
3 Fixed Two Wall Light	14W (500mA)	1002lm	40°	768g

Key Information		Design		Performance		Driver	
Mounting	Ceiling Surface, Wall Surface	Material	Powder Coated Aluminium	Lumen Efficacy	Up to 74lm/W	Phase Cut	Built-in
Finish	<input checked="" type="checkbox"/> Textured Black <input type="checkbox"/> Textured White	IP Rating	IP65	CRI (Ra/R9)	80+ (R9: >0)	DALI	Remote
LED CCT	<input checked="" type="checkbox"/> 3000K <input type="checkbox"/> 4000K	Class Rating	Class I	Lifetime (Ta 25°C)	>55,000h L80B10	Bluetooth	Remote
Warranty	3 Years			Operating Ambient Temperature	-10°- 35°C		
				SDCM	≤3		





**Zeron Mini**  
Fixed Two Wall Light  
14W  
Textured Black  
North Adelaide

**Zeron Mini**  
Fixed Two Wall Light  
14W  
Textured White  
Infinity Views

Zeron Mini

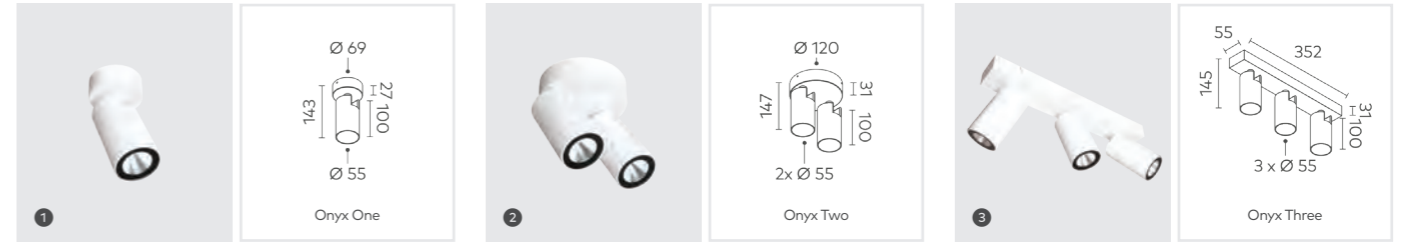
Series






## Onyx

## Spotlight



		LED Power	Lumens (at 3000K)	Beam	Weight
1	Onyx One	7W (700mA)	552lm	35°	620g
2	Onyx Two	14W (300mA)	2 x 552lm	35°	1.3kg
3	Onyx Three	21W (700mA)	3 x 552lm	35°	2.1kg

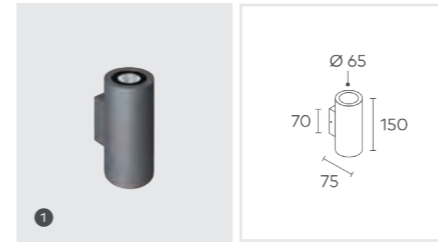
Key Information		Design		Performance		Driver	
Mounting	Wall Surface, Ceiling Surface	Family	Onyx	Lumen Efficacy	Up to 78lm/W	Phase Cut	Built-in
Finish	<input type="checkbox"/> Textured Black <input type="checkbox"/> Textured White <input type="checkbox"/> Textured Grey	Adjustability	350° Rotation, 90° Tilt	CRI (Ra/R9)	80+ (R9: >0)	DALI	Remote
LED CCT	<input checked="" type="checkbox"/> 3000K	Material	Powder Coated Aluminium	Lifetime (Ta 25°C)	>60,000h L80B10	Bluetooth	Remote (must be installed in pairs)
Warranty	5 Years	IP Rating	IP65	Operating Ambient Temperature	-10°- 35°C		
		Class Rating	Class I	SDCM	≤3		






# Onyx


# Wall Light



	LED Power	Lumens (at 3000K)	Beam	Weight
1 Onyx Wall Light	8W (700mA)	730lm	40°	1.0kg

Key Information		Design		Performance		Driver	
Mounting	Wall Surface	Material	Powder Coated Aluminium	Lumen Efficacy	Up to 89lm/W	Phase Cut	Built-in
Finish	<input type="checkbox"/> Textured Black <input type="checkbox"/> Textured White <input checked="" type="checkbox"/> Textured Grey	IP Rating	IP65	CRI (Ra/R9)	80+ (R9: >0)	DALI	Remote
LED CCT	3000K	Class Rating	Class I	Lifetime (Ta 25°C)	>60,000h L80B10	Operating Ambient Temperature	-10°- 35°C
Warranty	3 Years			SDCM	≤3		





**Onyx**  
Wall Light  
Textured Black  
Sydney Apartment,  
Knox Children & Family Centre

Onyx

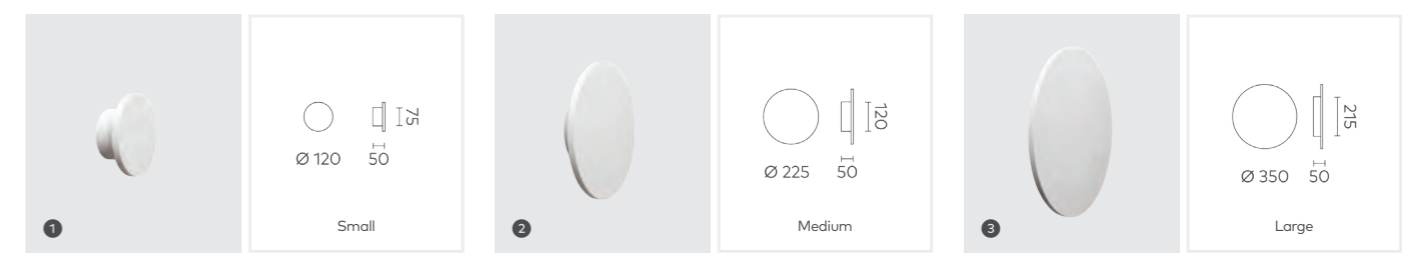
Wall Light






# Iris

# Wall Light



		LED Power	Lumens (at 3000K)	Beam	Weight	IP Rating
1	Small	5W (350mA)	217lm	100°	519g	IP65
2	Medium	8W (300mA)	656lm	100°	1.7kg	IP65
3	Large	15W (500mA)	824lm	100°	4.2kg	IP20

Key Information		Design		Performance		Driver	
Mounting	Wall Surface	Material	Powder Coated Aluminium	Lumen Efficacy	Up to 66lm/W	Phase Cut	Built-in
Finish	<input type="checkbox"/> Textured Black <input type="checkbox"/> Textured White	Class Rating	Class I	CRI (Ra/R9)	90+ (R9: >50)	DALI	Small: Remote Medium, Large: Built-in
LED CCT	<input type="checkbox"/> 3000K <input type="checkbox"/> 4000K			Lifetime (Ta 25°C)	>50,000h L70B10	Bluetooth	Small: Remote Medium, Large: Built-in
Warranty	5 Years			Operating Ambient Temperature	-10°- 35°C		
				SDCM	≤3		






### Iris



### Wall Light

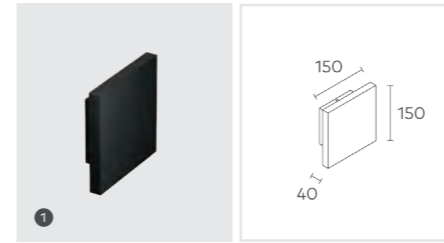


**Iris**  
Wall Light  
Medium  
Textured Black  
Research Primary School,  
Mt Martha




# Paragon

# Wall Light



	LED Power	Lumens (at 3000K)	Beam	Weight
1 Paragon Wall Light	15W (400mA)	1045lm	90°	1.2kg

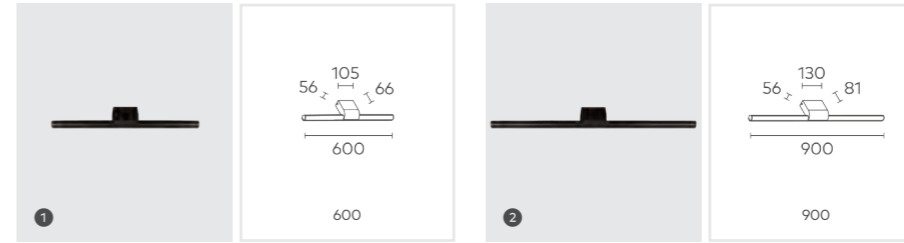
Key Information		Design		Performance		Driver	
Mounting	Wall Surface	Material	Powder Coated Aluminium	Lumen Efficacy	Up to 61lm/W	Phase Cut	Built-in
Finish	<input checked="" type="checkbox"/> Textured Black <input type="checkbox"/> Textured White	IP Rating	IP65	CRI (Ra/R9)	80+ (R9: >0)	DALI	Remote
LED CCT	3000K	Class Rating	Class I	Lifetime (Ta 25°C)	>50,000h L70B10	Bluetooth	Remote
Warranty	3 Years			Operating Ambient Temperature	-10°- 35°C		
				SDCM	≤3		






# Echo

# Wall Light



		LED Power	Lumens (at 3000K)	Beam	Weight	Required mounting clearance
1	Echo 600	12W (300mA)	660lm	110°	1.9kg	60mm from surface
2	Echo 900	20W (500mA)	1165lm	110°	2.9kg	75mm from surface

Key Information		Design		Performance		Driver	
Mounting	Wall Surface	Material	Powder Coated Aluminium, Frosted Acrylic Diffuser	Lumen Efficacy	Up to 52lm/W	Non-Dim	Built-in
Finish	<input type="checkbox"/> Textured Black <input type="checkbox"/> Textured White	IP Rating	IP65	CRI (Ra/R9)	90+ (R9:>50)	DALI	Remote
LED CCT	<input type="checkbox"/> 3000K <input type="checkbox"/> 4000K	Class Rating	Class I	Lifetime (Ta 25°C)	>50,000h L70B10	Bluetooth	Remote
Warranty	3 Years			Operating Ambient Temperature	-10°- 35°C		
				SDCM	≤3		






# Codex

# Reading Wall Light



	LED Power	Lumens (at 3000K)	Beam	Weight
1 Codex Reading Wall Light	4W (250mA)	180lm	80°	710g

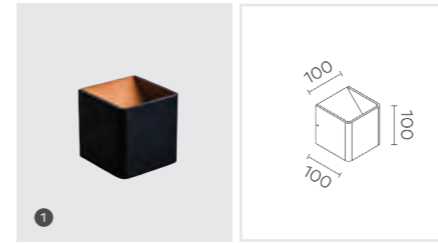
Key Information		Design		Performance		Driver	
Mounting	Wall Surface	Adjustability	180° rotation, 150° tilt	Lumen Efficacy	Up to 41lm/W	3-Step Dimming	Built-in with Integral Touchswitch
Finish	<input checked="" type="checkbox"/> Textured Black <input type="checkbox"/> Textured White	Material	Powder Coated Aluminium	CRI (Ra/R9)	80+ (R9:>0)		
LED CCT	3000K	IP Rating	IP20	Lifetime (Ta 25°C)	>54,000h L70B10		
Warranty	3 Years	Class Rating	Class I	Operating Ambient Temperature	-10°- 35°C		
				SDCM	≤3		






# Tourmaline

# Wall Light



	LED Power	Lumens (at 3000K)	Beam	Weight
1 Tourmaline Wall Light	6W (150mA)	180lm	40°	732g

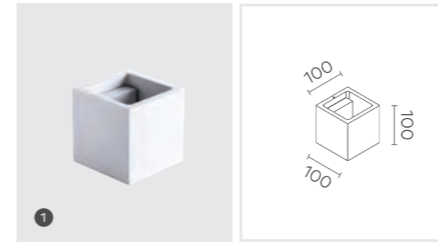
Key Information		Design		Performance		Driver	
Mounting	Wall Surface	Material	Powder Coated Aluminium	Lumen Efficacy	Up to 56lm/W	Phase Cut	Built-in
Finish	<input type="checkbox"/> Textured Black	IP Rating	IP20	CRI (Ra/R9)	80+ (R9:>0)	DALI	Remote
	<input type="checkbox"/> Textured White	Class Rating	Class I	Lifetime (Ta 25°C)	>54,000h L70B10	Bluetooth	Remote
	<input type="checkbox"/> Textured Black/Gold			Operating Ambient Temperature	-10°- 35°C		
LED CCT	3000K			SDCM	≤3		
Warranty	2 Years						






# Bianco

# Wall Light



	LED Power	Lumens (at 3000K)	Beam	Weight
1 Bianco Wall Light	6W (500mA)	380lm	80°	1.2kg

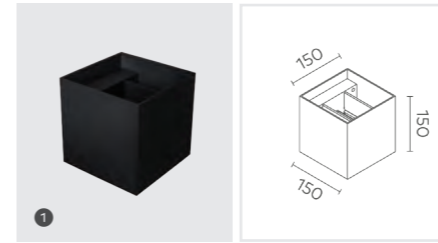
Key Information		Design		Performance		Driver	
Mounting	Wall Surface	Material	Powder Coated Aluminium	Lumen Efficacy	Up to 44lm/W	Phase Cut	Built-in
Finish	<input checked="" type="checkbox"/> Textured Black <input type="checkbox"/> Textured White	IP Rating	IP65	CRI (Ra/R9)	80+ (R9:>0)	DALI	Remote
LED CCT	3000K	Class Rating	Class I	Lifetime (Ta 25°C)	>54,000h L70B10		
Warranty	3 Years			Operating Ambient Temperature	-10°- 35°C		
				SDCM	≤3		






# Marc

# Wall Light



	LED Power	Lumens (at 3000K)	Beam	Weight
1 Marc Wall Light	24W (500mA)	1020lm	80° (F) / Adjustable	2.4kg

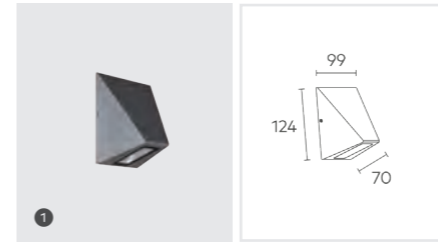
Key Information		Design		Performance		Driver	
Mounting	Wall Surface	Adjustability	Adjustable Fins	Lumen Efficacy	Up to 49lm/W	Phase Cut	Built-in
Finish	<input checked="" type="checkbox"/> Textured Black <input type="checkbox"/> Textured White	Material	Powder Coated Aluminium	CRI (Ra/R9)	80+ (R9:>0)	DALI	Remote
LED CCT	<input checked="" type="checkbox"/> 3000K	IP Rating	IP65	Lifetime (Ta 25°C)	>54,000h L70B10	Bluetooth	Remote
Warranty	5 Years	IK Rating	IK10	Operating Ambient Temperature	-10°- 35°C		
		Class Rating	Class I	SDCM	≤3		





# Edge

# Wall Light



	LED Power	Lumens (at 3000K)	Beam	Weight
1 Edge Wall Light	10W (700mA)	745lm	40°	868g

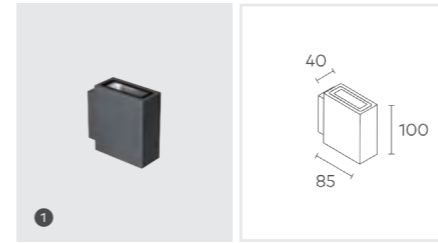
Key Information		Design		Performance		Driver	
Mounting	Wall Surface	Material	Powder Coated Aluminium	Lumen Efficacy	Up to 91lm/W	Phase Cut	Built-in
Finish	<input checked="" type="checkbox"/> Textured Black <input type="checkbox"/> Textured White <input type="checkbox"/> Textured Grey	IP Rating	IP65	CRI (Ra/R9)	80+ (R9:>0)	DALI	Remote
LED CCT	<input checked="" type="checkbox"/> 3000K	Class Rating	Class I	Lifetime (Ta 25°C)	>54,000h L70B10	Bluetooth	Remote
Warranty	3 Years			Operating Ambient Temperature	-10°- 35°C		
				SDCM	≤3		






# Moonstone

# Wall Light



	LED Power	Lumens (at 3000K)	Beam	Weight
1 Moonstone Wall Light	6W (500mA)	415lm	50°	738g


Key Information		Design		Performance		Driver	
Mounting	Wall Surface	Material	Powder Coated Aluminium	Lumen Efficacy	Up to 65lm/W	Phase Cut	Built-in
Finish	<input checked="" type="checkbox"/> Textured Black <input type="checkbox"/> Textured White	IP Rating	IP65	CRI (Ra/R9)	80+ (R9:>0)	DALI	Remote
LED CCT	3000K	Class Rating	Class I	Lifetime (Ta 25°C)	>54,000h L70B10		
Warranty	3 Years			Operating Ambient Temperature	-10°- 35°C		
				SDCM	≤3		





# Vega <sup>62</sup>

# Wall Light



	LED Power	Lumens (at 3000K)	Beam	Weight
1 Open Face	12W (350mA)	1137lm	110°	975g
2 Eyelid	12W (300mA)	1144lm	115°	1.1kg

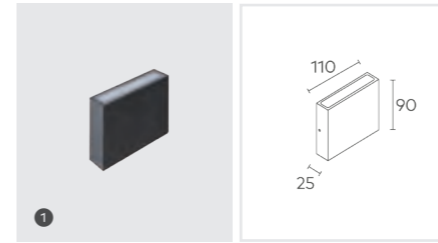
Key Information		Design		Performance		Driver	
Mounting	Wall Surface, Ceiling Surface	Material	Powder Coated Aluminium, Toughened Polycarbonate	Lumen Efficacy	Up to 92lm/W	Non-Dim	Built-in
Finish	<input type="checkbox"/> Textured Black <input type="checkbox"/> Textured White	IP Rating	IP65	CRI (Ra/R9)	90+ (R9: >50)	DALI	Remote
LED CCT	<input type="checkbox"/> 3000K <input type="checkbox"/> 4000K(Adjustable)	IK Rating	IK10	Lifetime (Ta 25°C)	>54,000h L70B10	Bluetooth	Remote
Warranty	5 Years	Class Rating	Class II	Operating Ambient Temperature	-10°- 35°C		
				SDCM	≤3		





## Astro Fixed Two

## Wall Light



	LED Power	Lumens (at 3000K)	Beam	Weight
1 Astro Fixed Two Wall Light	7W (500mA)	393lm	110°	460g

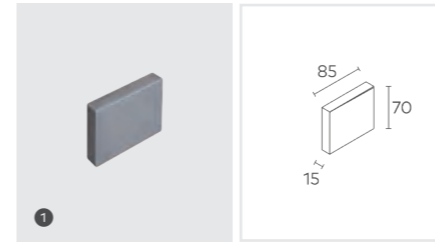
Key Information		Design		Performance		Driver	
Mounting	Wall Surface	Product Family	Astro	Lumen Efficacy	Up to 46lm/W	Phase Cut	Built-in
Finish	<input type="checkbox"/> Textured Black <input type="checkbox"/> Textured White <input type="checkbox"/> Textured Grey	Material	Powder Coated Aluminium	CRI (Ra/R9)	80+ (R9:>0)	DALI	Remote
LED CCT	3000K	IP Rating	IP65	Lifetime (Ta 25°C)	>54,000h L70B10		
Warranty	3 Years	Class Rating	Class I	Operating Ambient Temperature	-10°- 35°C		
				SDCM	≤3		






## Astro Fixed One

## Wall Light



	LED Power	Lumens (at 3000K)	Beam	Weight
1 Astro Fixed One Wall Light	3W (24V DC)	122lm	110°	192g

Key Information		Design		Performance		Driver	
Mounting	Wall Surface	Product Family	Astro	Lumen Efficacy	Up to 46lm/W	Non-Dim	Remote, wired in parallel
Finish	<input type="checkbox"/> Textured Black <input type="checkbox"/> Textured White <input type="checkbox"/> Textured Grey	Material	Powder Coated Aluminium	CRI (Ra/R9)	80+ (R9:>0)	Phase Cut	Remote, wired in parallel
LED CCT	<input type="checkbox"/> 3000K <input type="checkbox"/> 4000K	IP Rating	IP65	Lifetime (Ta 25°C)	>54,000h L70B10	DALI	Remote, wired in parallel
Warranty	3 Years	Class Rating	Class III	Operating Ambient Temperature	-10°- 35°C	Bluetooth	Remote, wired in parallel
				SDCM	≤3		






# Nola

# Wall Light



	LED Power	Lumens (at 3000K)	Beam	Weight
1 Fixed One	3W (24V DC)	110lm	105°	155g

Key Information		Design		Performance		Driver	
Mounting	Wall Surface	Product Family	Nola	Lumen Efficacy	Up to 37lm/W	Non-Dim	Remote, wired in parallel
Finish	<input checked="" type="checkbox"/> Textured Black <input type="checkbox"/> Textured White	Material	Powder Coated Aluminium	CRI (Ra/R9)	90+ (R9: >50)	Phase Cut	Remote, wired in parallel
LED CCT	<input checked="" type="checkbox"/> 3000K	IP Rating	IP65	Lifetime (Ta 25°C)	>60,000h L80B10	DALI	Remote, wired in parallel
Warranty	5 Years	Class Rating	Class III	Operating Ambient Temperature	-10°- 35°C	Bluetooth	Remote, wired in parallel
				SDCM	≤3		






# Cuadro

# Wall Light



	LED Power	Lumens (at 3000K)	Beam	Weight
1 3 Small	2W (24V DC)	60lm	90°	220g
2 4 Large	8W (24V DC)	363lm	90°	605g

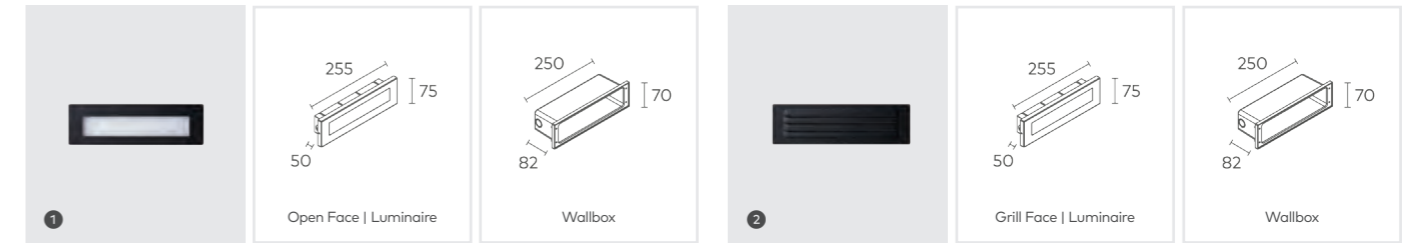
Key Information		Design		Performance		Driver	
Mounting	Wall Recessed	Material	Powder Coated Aluminium, PVC Wall Box	Lumen Efficacy	Up to 27lm/W	Non-Dim	Remote, wired in parallel
Finish	<input type="checkbox"/> Textured Black <input type="checkbox"/> Textured White <input type="checkbox"/> Textured Grey	IP Rating	IP65	CRI (Ra/R9)	80+ (R9:>0)	Phase Cut	Remote, wired in parallel
LED CCT	<input type="checkbox"/> 2700K <input type="checkbox"/> 3000K <input type="checkbox"/> 4000K	IK Rating	IK10	Lifetime (Ta 25°C)	>54,000h L70B10	DALI	Remote, wired in parallel
Warranty	3 Years	Class Rating	Class III	Operating Ambient Temperature	-10°- 35°C	Bluetooth	Remote, wired in parallel
				SDCM	≤3		





## Link

## Wall Light



		LED Power	Lumens (at 3000K)	Beam	Weight	IK Rating	Driver Options
1	Open Face	10W (24V DC)	326lm	105°	742g	IK08	Phase Cut, DALI, Bluetooth
2	Grill Face	10W (24V DC)	112lm	105°	784g	IK10	Phase Cut, DALI, Bluetooth

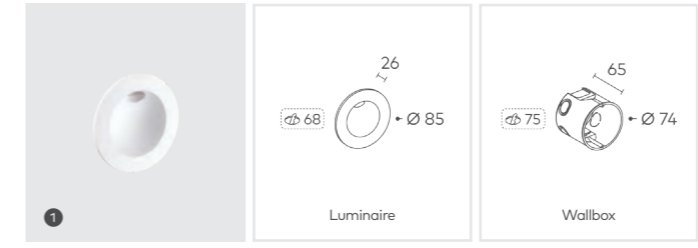
Key Information		Design		Performance		Driver	
Mounting	Wall Recessed	Material	Powder Coated Aluminium, PVC Wall Box	Lumen Efficacy	Up to 32lm/W	Non-Dim	Remote, wired in parallel
Finish	<input type="checkbox"/> Textured Black <input type="checkbox"/> Textured White <input type="checkbox"/> Textured Grey	IP Rating	IP65	CRI (Ra/R9)	80+ (R9:>0)	Phase Cut	Remote, wired in parallel
LED CCT	<input type="checkbox"/> 3000K <input type="checkbox"/> 4000K	Class Rating	Class III	Lifetime (Ta 25°C)	>54,000h L70B10	DALI	Remote, wired in parallel
Warranty	3 Years			Operating Ambient Temperature	-10°- 35°C	Bluetooth	Remote, wired in parallel
				SDCM	≤3		





Ovo

Wall Light



	LED Power	Lumens (at 3000K)	Beam	Weight
1 Ovo Wall Light	2W (700mA)	95lm	120°	258g

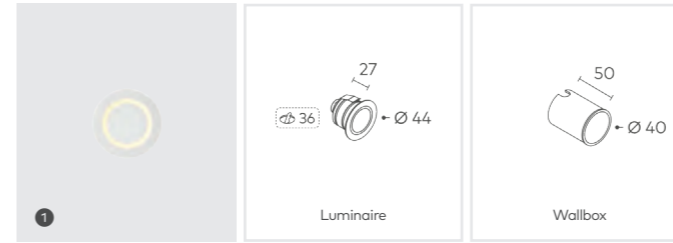
Key Information		Design		Performance		Driver	
Mounting	Wall Recessed	Material	Powder Coated Aluminium, PVC Wall Box	Lumen Efficacy	Up to 30lm/W	Non-Dim	Remote, wired in series
Finish	<input type="checkbox"/> Textured Black <input type="checkbox"/> Textured White	IP Rating	IP65	CRI (Ra/R9)	80+ (R9:>0)	DALI	Remote, wired in series (must be installed in groups of 3+)
LED CCT	<input type="checkbox"/> 3000K <input type="checkbox"/> 4000K	Class Rating	Class III	Lifetime (Ta 25°C)	>60,000h L80B10	Bluetooth	Remote, wired in series (must be installed in groups of 5+)
Warranty	3 Years			Operating Ambient Temperature	-10°- 35°C		
				SDCM	≤3		






# Orbit

# Wall Light



	LED Power	Lumens (at 3000K)	Beam	Weight
1 Orbit Wall Light	1W (24V DC)	8lm	120°	120g

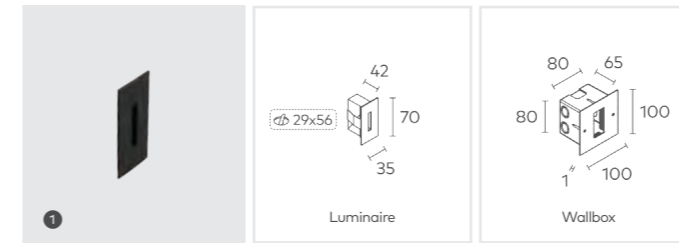
Key Information		Design		Performance		Driver	
Mounting	Wall Recessed	Material	Powder Coated Aluminium	Lumen Efficacy	Up to 8lm/W	Non-Dim	Remote, wired in parallel
Finish	<input checked="" type="checkbox"/> Textured Black <input type="checkbox"/> Textured White	IP Rating	IP65	CRI (Ra/R9)	80+ (R9:>0)	Phase Cut	Remote, wired in parallel
LED CCT	<input checked="" type="checkbox"/> 3000K <input type="checkbox"/> 4000K	Class Rating	Class III	Lifetime (Ta 25°C)	>54,000h L70B10	DALI	Remote, wired in parallel
Warranty	3 Years			Operating Ambient Temperature	-10°- 35°C	Bluetooth	Remote, wired in parallel
				SDCM	≤3		






# Zenith

# Wall Light



	LED Power	Lumens (at 3000K)	Beam	Weight
1 Zenith Wall Light	2W (24V DC)	35lm	20°	266g


Key Information		Design		Performance		Driver	
Mounting	Wall Recessed	Material	Powder Coated Aluminium, PVC and Aluminium Mesh Wall Box	Lumen Efficacy	Up to 16lm/W	Non-Dim	Remote, wired in parallel
Finish	<input type="checkbox"/> Textured Black <input type="checkbox"/> Textured White	IP Rating	IP65	CRI (Ra/R9)	80+ (R9:>0)		
LED CCT	<input type="checkbox"/> 2700K <input type="checkbox"/> 3000K <input type="checkbox"/> 4000K	Class Rating	Class III	Lifetime (Ta 25°C)	>60,000h L80B10		
Warranty	3 Years			Operating Ambient Temperature	-10°- 35°C		
				SDCM	≤3		






# Locus

# Spotlight Series




		LED Power	Lumens (at 2700K)	Beam	Weight	Mounting	Class Rating
1	Mini Spike Spotlight	3W (24V DC)	145lm	6°   20°   37°   10x30°	262g	In-ground, Surface mounted	Class III
2	Mini Rod Spike Spotlight	3W (24V DC)	145lm	6°   20°   37°   10x30°	620g	In-ground, Surface mounted	Class III
3	Spike Spotlight	13W (24V DC)	1065lm	12°   23°   40°	1178g	In-ground, Surface mounted	Class III
4	Surface Mounted Spotlight	13W (700mA)	1090lm	12°   23°   40°	1200g	Surface mounted	Class I

Key Information		Design		Performance		Driver	
Mounting	In-ground, Surface Mounted	Product Family	Locus	Lumen Efficacy	Up to 83.85lm/W	Phasecut 24VDC	Remote, wired in parallel
Finish	■ Textured Black	Adjustability	+90° / -45° Tilt (Lockable)	CRI (Ra/R9)	90+ (R9: >50)	Phasecut	Built-in
LED CCT	■ 2700K	Material	Powder Coated Aluminium, PVC Spike	UGR (70/50/20)	<10		
Warranty	5 Years	IP Rating	IP65	Lifetime (Ta 25°C)	>55,000h L90B10 >60,000h L80B10 (mini)		
				Operating Ambient Temperature	-10°- 35°C		
				SDCM	≤3		



- Available Accessories**
- Locus Mini Treestrap
  - Locus Treestrap





**Locus**  
Mini Tree Mount Spotlight  
3W  
Textured Black

**Locus**  
Mini Rod Spike Spotlight  
3W  
Textured Black  
The Ravenna



# Athena

# Bollard Light

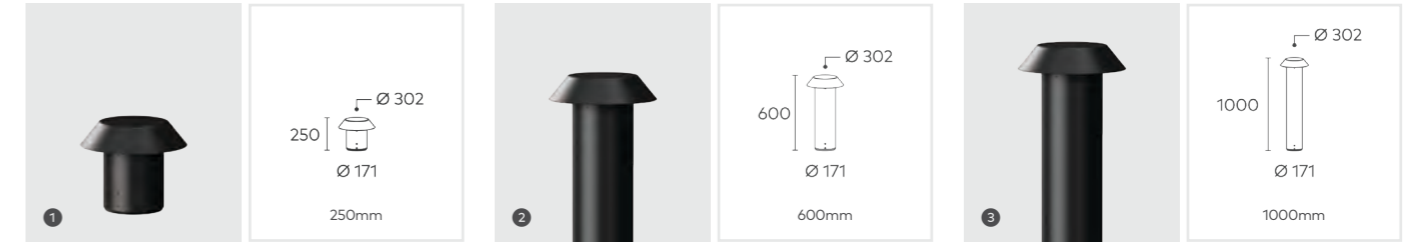


	LED Power	Lumens (at 3000K)	Beam	Weight	UWLR
1 2 3 180 Bollard	12W (600mA)	421lm	40° x 180°	2.5 / 4.0 / 6.3kg	2%
1 2 3 360 Bollard	24W (600mA)	917lm	40° x 360°	2.5 / 4.0 / 6.3kg	2%

Key Information		Design		Performance		Driver	
Mounting	Surface Mounted	Product Family	Athena	Lumen Efficacy	Up to 41lm/W	Non-Dim	Built-in
Finish	■ Textured Black	Material	TetraCoat Aluminium	CRI (Ra/R9)	90+ (R9: >50)	DALI	Built-in
LED CCT	■ PC Amber ■ 2700K ■ 3000K	CMS Corrosion Protection System	C4	Lifetime (Ta 40°C)	>50,000h L90B10		
Warranty	7 Years	IP Rating	IP66	Operating Ambient Temperature	-10°- 35°C		
		IK Rating	IK10	SDCM	≤3		


# Athena Sky Shield

# Bollard Light




	LED Power	Lumens (at 3000K)	Beam	Weight	UWLR
1 2 3 180 Sky Shield Bollard	12W (600mA)	379lm	40° x 180°	2.8 / 4.3 / 6.6kg	0%
1 2 3 360 Sky Shield Bollard	24W (600mA)	825lm	40° x 360°	2.8 / 4.3 / 6.6kg	0%

Key Information		Design		Performance		Driver	
Mounting	Surface Mounted	Product Family	Athena	Lumen Efficacy	Up to 41lm/W	Non-Dim	Built-in
Finish	■ Textured Black	Material	TetraCoat Aluminium	CRI (Ra/R9)	90+ (R9: >50)	DALI	Built-in
LED CCT	■ PC Amber ■ 2700K ■ 3000K	CMS Corrosion Protection System	C4	Lifetime (Ta 40°C)	>50,000h L90B10		
Warranty	7 Years	IP Rating	IP66	Operating Ambient Temperature	-10°- 35°C		
		IK Rating	IK10	SDCM	≤3		



- Available Accessories
- Concrete Anchor
  - Sky Shield Accessory



- Available Accessories
- Concrete Anchor
  - Sky Shield Accessory





**Athena**  
 Bollard Light  
 600mm  
 Textured Black  
 Momo's Coffee  
 Colac Port Adelaide



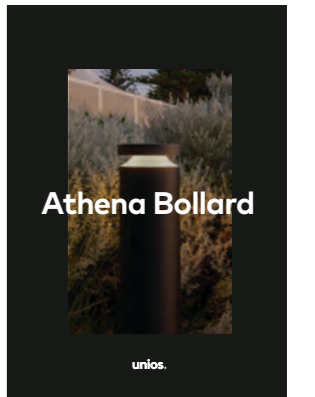
Athena

Bollard Light

Learn about the  
 Athena Collection  
 in more detail.

Visit the website to view  
 product information or  
 download the brochure.

[unios.com/athena](https://unios.com/athena)




Athena Bollard

unios.




## Pilot

## Handrail Light



		LED Power	Lumens (at 3000K)	Beam	Weight	Handrail Size	Material
1	Round Symmetrical	1.5W (24V DC) (500mA at 3V)	139lm	70°	98g	Ø38-45mm, Ø48-63mm	316 Stainless Steel
2	Round Asymmetrical	1.5W (24V DC) (500mA at 3V)	119lm	70° Asymmetrical	98g	Ø38-45mm, Ø48-63mm	316 Stainless Steel
3	Flat Symmetrical	1.5W (24V DC) (500mA at 3V)	125lm	70°	98g	≥50 x 50mm	Anodised Aluminium
4	Flat Asymmetrical	1.5W (24V DC) (500mA at 3V)	107lm	70° Asymmetrical	98g	≥50 x 50mm	Anodised Aluminium

Key Information		Design		Performance		Driver	
Mounting	Recessed	IP Rating	IP66/IP67	Lumen Efficacy	Up to 93lm/W	Constant Voltage Non-Dim	Remote, wired in parallel
Finish	<input type="checkbox"/> 316 Stainless Steel <input type="checkbox"/> Anodised Aluminium	IK Rating	IK10	CRI (Ra/R9)	80+ (R9: >0)	Constant Current Non-Dim	Remote, wired in series
LED CCT	<input type="checkbox"/> 2700K <input type="checkbox"/> 3000K <input type="checkbox"/> 4000K <input type="checkbox"/> RGB	Class Rating	Class III	Lifetime (Ta 25°C)	>60,000h L80B10	<b>Driver Notes</b>	
Warranty	5 Years			Operating Ambient Temperature	-10°- 35°C	Non-dimmable Driver can still operate off DALI Relay with on/off control only. Allow minimum 2W input power for 24V DC version when pairing suitable drivers. 36V DC options available upon request for longer distance runs.	
				SDCM	≤3		



**Notes**

Cutout holes must be pre-drilled by handrail manufacturer and not by the contractor on site to ensure illumination consistency.

Options suited for other handrail sizes and thicknesses are available upon request.



Learn about the Pilot Series in more detail.

Visit the website for the Pilot Series Product Guide.




[unios.com/pilotguide](https://unios.com/pilotguide)





Pilot

Handrail Light



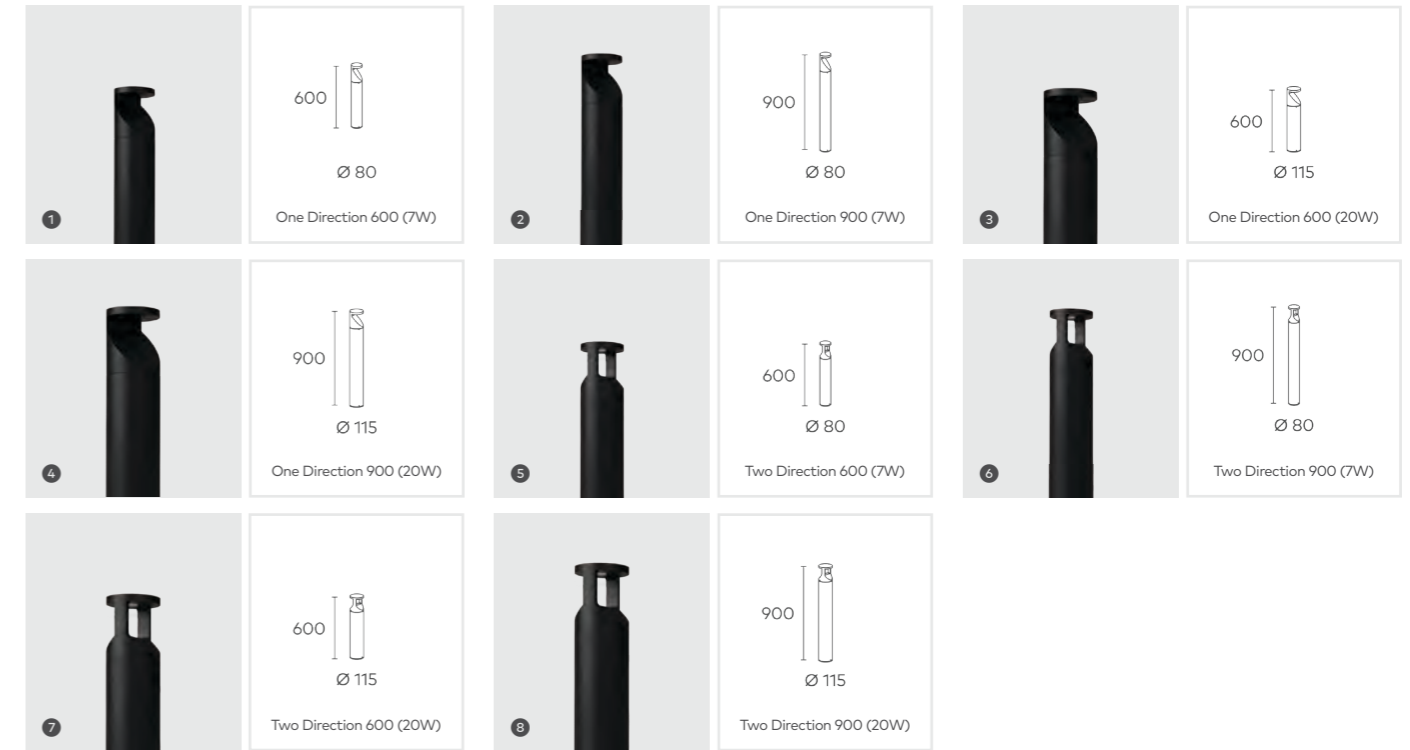
**Pilot**  
Handrail Light  
Round Asymmetrical  
316 Stainless Steel  
Edithvale Life Saving Club

**Pilot**  
Handrail Light  
Round Symmetrical  
316 Stainless Steel  
Arkaba Hotel




## Evio

## Bollard Light



	LED Power	Lumens (at 3000K)	Beam	Weight	
1 2	One Direction (7W)	7W (200mA)	460lm	40°	Up to 4kg
3 4	One Direction (20W)	20W (600mA)	1000lm	40°	Up to 7kg
5 6	Two Direction (7W)	7W (200mA)	505lm	30°	Up to 4kg
7 8	Two Direction (20W)	20W (600mA)	1175lm	30°	Up to 6kg

Key Information		Design		Performance		Driver	
Mounting	Surface Mounted	Material	Powder Coated Aluminium	Lumen Efficacy	Up to 59lm/W	Non-Dim	Built-in
Finish	■ Textured Black	IP Rating	IP65	CRI (Ra/R9)	80+ (R9: >0)	DALI	Remote
CCT	■ 3000K	IK Rating	IK10	Lifetime (Ta 25°C)	>55,000h L80B10	Bluetooth	Remote
Warranty	3 Years	Class Rating	Class I	Operating Ambient Temperature	-10°- 35°C		
				SDCM	≤3		






## Compass

## Adjustable Inground Uplight



		LED Power	Lumens (at 3000K)	Beam	Weight	Lifetime (Ta 25°C)
1	Small (86mm)	6W (24V DC)	375lm	15°   24°   40°	670g	>60,000h L80B10
2	Medium (125mm)	11W (24V DC)	750lm	24°   36°	1.1kg	>60,000h L80B10
3	Large (175mm)	15W (24V DC)	1025lm	15°   24°   36°	3.8kg	>50,000h L70B10

Key Information		Design		Performance		Driver	
Mounting	Recessed	Adjustability	20° Tilt	Lumen Efficacy	Up to 71lm/W	Non-Dim	Remote, wired in parallel
Finish	<input type="checkbox"/> Textured Black <input checked="" type="checkbox"/> 316 Stainless Steel	Material	316 Stainless Steel	CRI (Ra/R9)	80+ (R9: >0)		
CCT	<input checked="" type="checkbox"/> 3000K <input type="checkbox"/> 4000K	IP Rating	IP67	Operating Ambient Temperature	-10°- 35°C		
Warranty	3 Years	IK Rating	IK09	SDCM	≤3		
		Maximum Load	1000kg				
		Class Rating	Class III				





Compass

Adjustable Inground Uplight



**Compass**  
Adjustable Inground Uplight  
Large (175mm)  
316 Stainless Steel  
Knox Children & Family Centre

**Compass**  
Adjustable Inground Uplight  
Small (86mm)  
Textured Black  
Northcote Mazzei




## Cluster

## Inground Uplight





		LED Power	Lumens (at 3000K)	Beam	Weight	IP Rating	Lifetime (Ta 25°C)
1	Mini Uplight (25mm)	1W (24V DC)	55lm	26°	65g	IP66/IP67	>109,000h L90B10
2	Small Uplight (50mm)	3W (24V DC)	138lm	15°	434g	IP67	>60,000h L80B10
3	Medium Uplight (75mm)	7W (24V DC)	286lm	15°   30°	1.0kg	IP67	>50,000h L70B10
4	Mini Pathway Light (25mm)	1W (24V DC)	4lm	100°	75g	IP66/IP67	>109,000h L90B10

Key Information		Design		Performance		Driver	
Mounting	Recessed	Material	316 Stainless Steel, Solid Brass for Dark Bronze Finish	Lumen Efficacy	Up to 57lm/W	Non-Dim	Remote, wired in parallel
Finish	<ul style="list-style-type: none"> <li>■ Textured Black</li> <li>■ 316 Stainless Steel</li> <li>■ Dark Bronze</li> </ul>	IK Rating	IK08 (Mini), IK09	CRI (Ra/R9)	80+ (R9: >0)		
LED CCT	3000K	Maximum Load	800kg (Small and Medium)	Operating Ambient Temperature	-10°- 35°C		
Warranty	3 Years	Class Rating	Class III	SDCM	≤3		



**Notes**  
Canisters for Mini Uplight and Pathway are not included as standard.





**Cluster**  
Inground Uplight  
3W  
Textured Black  
Microsoft Vietnam Office

**Cluster**  
Inground Uplight  
3W  
Stainless Steel  
The Grove Residences

Cluster

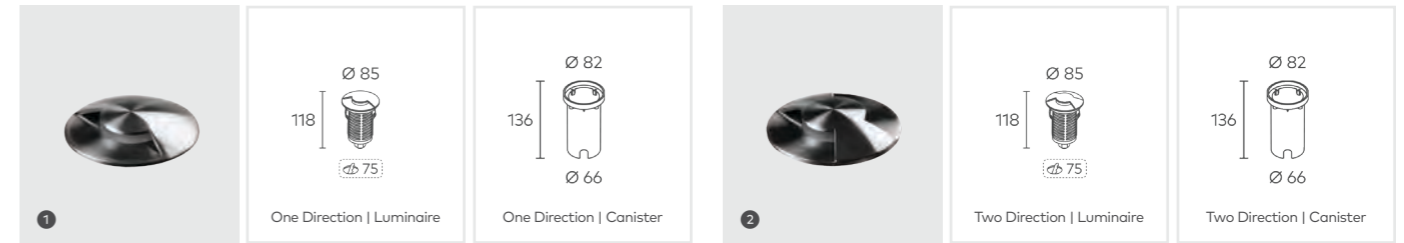
Inground Uplight






## Radius

## Pathway Light



		LED Power	Lumens (at 3000K)	Beam	Weight
1	One Direction	7W (24V DC)	30lm	100°	750g
2	Two Direction	7W (24V DC)	30lm	100°	750g

Key Information		Design		Performance		Driver	
Mounting	Recessed	Material	316 Stainless Steel	Lumen Efficacy	Up to 31lm/W	Non-Dim	
Finish	<input type="checkbox"/> Textured Black <input checked="" type="checkbox"/> 316 Stainless Steel	IP Rating	IP67	CRI (Ra/R9)	80+ (R9: >0)	Remote, wired in parallel	
CCT	<input checked="" type="checkbox"/> 3000K	IK Rating	IK10	Lifetime (Ta 25°C)	>50,000h L70B10		
Warranty	3 Years	Maximum Load	1000kg	Operating Ambient Temperature	-10°- 35°C		
		Class Rating	Class III	SDCM	≤3		






## Emerald


## Spike Spotlight



		LED Power	Lumens (at 3000K)	Beam	Weight	Lifetime (Ta 25°C)
1	Mini	3W (24V DC)	255lm	38°	770g	>60,000h L80B10
2	Small	5W (24V DC)	319lm	38°	770g	>60,000h L80B10
3	Medium	10W (24V DC)	655lm	38°	1.1kg	>50,000h L70B10

Key Information		Design		Performance		Driver	
Mounting	In-ground	Product Family	Emerald	Lumen Efficacy	Up to 71lm/W	Non-Dim	Remote, wired in parallel
Finish	■ Textured Black	Adjustability	270° Tilt	CRI (Ra/R9)	80+ (R9: >0)		
LED CCT	■ 3000K	Material	Powder Coated Aluminium, PVC Spike	Operating Ambient Temperature	-10°- 35°C		
Warranty	3 Years	IP Rating	IP65	SDCM	≤3		
		Class Rating	Class III				





**Emerald**  
Spike Spotlight  
5W  
Textured Black  
LeeJung, Prestige Homes

Emerald

Spike Spotlight





# Emerald

# Deck Light



	LED Power	Lumens (at 3000K)	Beam	Weight
1 Emerald Deck Light	0.6W (24V DC)	32lm	70°	130g

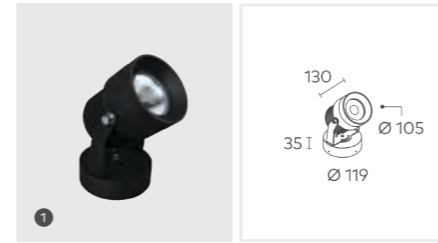
Key Information		Design		Performance		Driver	
Mounting	Recessed	Product Family	Emerald	Lumen efficacy	Up to 55lm/W	Non-Dim	Remote, wired in parallel
Finish	316 Stainless Steel	Material	316 Stainless Steel	CRI (Ra/R9)	80+ (R9: >0)		
LED CCT	3000K 4000K	IP Rating	IP67	Lifetime (Ta 25°C)	>54,000h L70B10		
Warranty	3 Years	Class Rating	Class III	Operating Ambient Temperature	-10°- 35°C		
				SDCM	≤3		






# Emerald

# Spotlight



	LED Power	Lumens (at 3000K)	Beam	Weight
1 Emerald Spotlight	25W (500mA)	2072lm	40°	2.6kg

Key Information		Design		Performance		Driver	
Mounting	Surface Mounted	Product Family	Emerald	Lumen Efficacy	Up to 82lm/W	Phase Cut	Built-in
Finish	■ Textured Black	Adjustability	120° Tilt	CRI (Ra/R9)	80+ (R9: >0)	Bluetooth	Remote
CCT	■ 3000K	Material	Powder Coated Aluminium	Lifetime (Ta 25°C)	>60,000h L80B10		
Warranty	3 Years	IP Rating	IP65	Operating Ambient Temperature	-10°- 35°C		
		Class Rating	Class I	SDCM	≤3		






## Spectrum

## Spike Light



	LED Power	Lumens (at 3000K)	Beam	Weight
1 Spectrum Spike Light	6W (24V DC)	296lm	60°	1.2kg



Key Information		Design		Performance		Driver	
Mounting	In-ground	Material	Powder Coated Aluminium	Lumen Efficacy	Up to 52lm/W	Non-Dim	Remote, wired in parallel
Finish	■ Textured Black	IP Rating	IP65	CRI (Ra/R9)	80+ (R9: >0)	Phase Cut	Remote, wired in parallel
CCT	■ 3000K	Cable Length	500mm	Lifetime (Ta 25°C)	>50,000h L70B10	DALI	Remote, wired in parallel
Warranty	3 Years	Class Rating	Class III	Operating Ambient Temperature	-10°- 35°C	Bluetooth	Remote, wired in parallel
				SDCM	≤3		





Spectrum

Spike Light



**Spectrum**  
Spike Light  
Textured Black  
York St Residence,  
ChaseCrown Residence



# Ingress Protection (IP)

The degree of protection the luminaire provides against the ingress of dust and moisture, indicated by the prefix of IP.

## First Digit

Degrees of protection against solid foreign objects indicated by the first characteristic numeral (See AS60529).

1	Solid bodies that are larger than 50mm (such as accidental contact with the hand) are protected against.
2	Solid bodies that are larger than 12.5mm (such as a finger) are protected against.
3	Solid bodies that are larger than 2.5mm (such as tools) are protected against.
4	Solid bodies that are larger than 1mm (such as fine tools) are protected against.
5	Dust is protected against (no harmful deposits)
6	Protected against dust completely.

## Second Digit

Degrees of protection against water indicated by the second characteristic numeral (See AS60529).

_1	Condensation is protected against.
_2	Water falling at up to 15° is protected against.
_3	Water falling at up to 60° is protected against.
_4	Water projections from all directions are protected against.
_5	Jets of water from all directions are protected against.
_6	Jets of water similar to heavy seas from all directions are protected against.
_7	The effects of immersion are protected against.
_8	Prolonged effects of immersion are protected at a specified depth.

# Impact Resistance (IK)

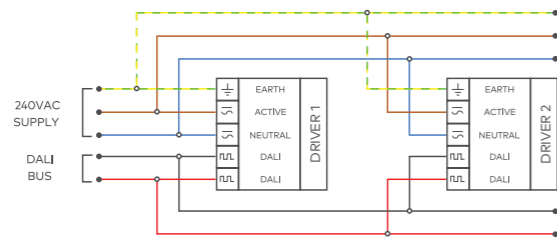
The degree of protection by luminaires against external mechanical impacts, indicated by the prefix of IK.

00	No protection	06	Protection against an impact energy of 1 J
01	Protection against an impact energy of 0.15 J	07	Protection against an impact energy of 2 J
02	Protection against an impact energy of 0.20 J	08	Protection against an impact energy of 5 J
03	Protection against an impact energy of 0.35 J	09	Protection against an impact energy of 10 J
04	Protection against an impact energy of 0.50 J	10	Protection against an impact energy of 20 J
05	Protection against an impact energy of 0.70 J		

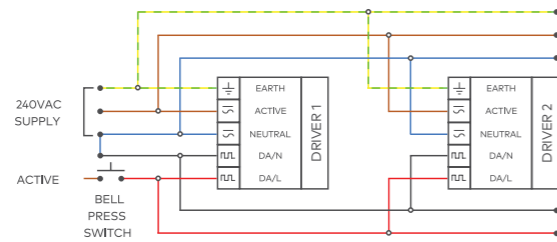
# Dimming Wiring Guide

These diagrams provide quick guidance on how to correctly wire one or more drivers together with the associated dimmer.

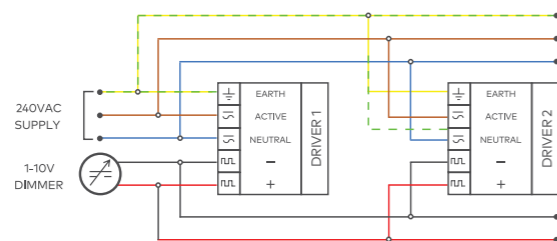
## DALI Dimming



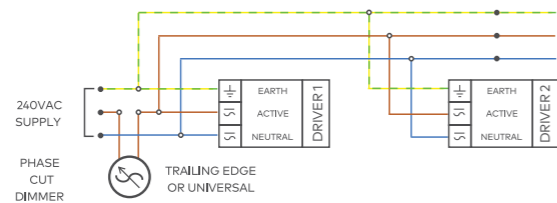
## PushDIM (Tridonic switchDIM / Phase Pulse Control)



## 1-10V Analogue Dimming



## Phase Cut Dimming



Maximum of 64 DALI devices per DALI bus.

DALI bus connections are not polarity sensitive.

Similar wiring can be done for other non-Tridonic drivers that have a TouchDIM, PUSHDIM, or similar feature.

Switch mechanism must be a bell press / momentary / non-latching type.

DA/N to Neutral link can be done at the driver to reduce cabling to 4-core.

5-core wiring allows flexibility to easily convert to DALI in the future.

Do not connect 1-10V dimmer or driver terminals to mains voltage.

Refer to specific dimmer data sheet for maximum number of devices.

0-10V controllers can also be used on 1-10V drivers.

Trailing-edge dimmers are preferred for LED drivers.

Universal dimmers running in or manually set to trailing-edge operations also acceptable.

Leading-edge dimmers can cause minor buzzing from drivers and should be avoided.

Check specific dimmer data sheet for maximum total wattage of connected drivers.

# Extra Low Voltage Guide

A guide to maintain lamp performance and allow for longer runs for 24V luminaires.

## Sizing of Low Voltage Wiring

1. Locate and plot fixtures on plan. Choose the lighting equipment necessary to create the desired lighting effects. Mark lamp wattage for each fixture location.

2. Identify potential driver locations. The ideal locations are those which provide for the shortest possible low voltage distances (inconspicuous areas such as behind rocks and shrubbery within the landscape).

3. Add the total wattage for the proposed low voltage run. Measure the wire lengths from the driver to the fixture locations. Find the distance to the "Center of Load" of the low voltage run.

$$\text{Centre of Load} = \frac{\text{Distance from first to last fixture}}{2} + \text{Distance from transformer to first fixture}$$

2. Using the Lighting Wire Selection Table, select the wattage column which applies. Look down the column stopping at a distance, in meters, that is equal or greater than the "Center of Load" distance. Look across to find the proper wire size for your layout.

## Lighting Wire Selection Table

Wire Size (mm <sup>2</sup> )	Total Wattage (W)				
	15	35	60	120	240
1	40m	16m	10m	5m	2.5m
1.5	66m	28m	16m	8m	4m
2.5	110m	47m	27m	13.5m	6.5m
4	175m	75m	44m	22m	11m
6	280m	113m	66m	33m	16.5m
10	440m	188m	110m	55m	27.5m

**Note:** The Wire Selection Table provided is based on a maximum allowable voltage drop of 1 volt. Electrical designs which allow greater than 1 volt voltage drop, reduce rated light output beyond acceptable levels.


The importance of the proper wire selection is demonstrated below. Both examples have the same total watts and identical overall lengths of wire run, yet require different wire sizes, or multiple wire runs, to operate within the 1 volt maximum voltage drop Lighting criteria.

**Note:** Installations should be in accordance with the Australian Standards AS/NZS 3000 and applicable local codes.

**Note:** The above table should be used as a guide only.

## Example

Total wattage: 10W x 5 = 50 watts  
Centre of Load: 10m/2 + 5m = 10m  
Single Wire Run: 1.5mm<sup>2</sup>



Total wattage: 10W x 5 = 50 watts  
Centre of Load: 5m/2 + 10m = 12.5m  
Single Wire Run: 2.5mm<sup>2</sup>





---

#### Special Thanks

This publication wouldn't be possible without the ongoing support of our project partners, distributors and photographers who have assisted in providing content.

Many of the images in this publication has been generously supplied by our partners and distributors and have been used with their permission.

---

#### More Information

For additional technical information and to access our full library, visit [unios.com](https://unios.com). Our library contains a comprehensive database of BIM objects, IES files and product imagery.

---

Instagram: [instagram.com/unioslight](https://www.instagram.com/unioslight)  
Facebook: [facebook.com/unioslight](https://www.facebook.com/unioslight)  
LinkedIn: [linkedin.com/company/unios](https://www.linkedin.com/company/unios)  
YouTube: [unios.com/youtube](https://www.youtube.com/unios)  
Pinterest: [pinterest.com/unioslight](https://www.pinterest.com/unioslight)



© Unios Pty Ltd 2026

No part of this catalogue may be reproduced without prior permission from Unios Pty Ltd. Models and technical specifications are subject to modification and enhancements.

Locate your nearest  
Unios distributor or office

**unios**®

[unios.com/find-us](https://unios.com/find-us)