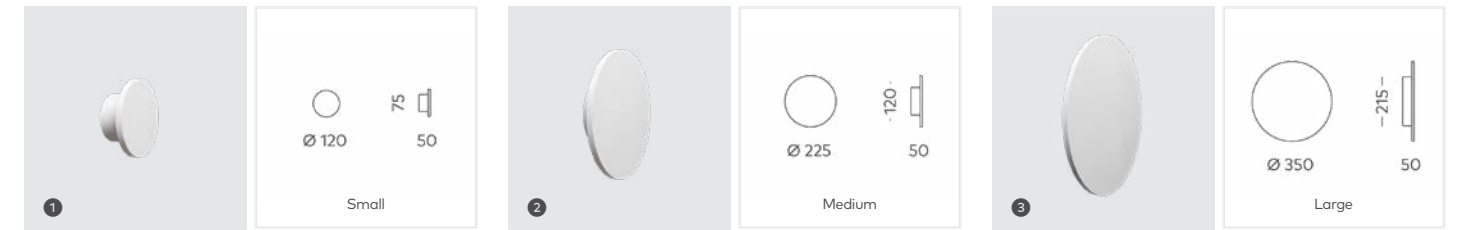





Iris

Wall Light



	LED Power	Lumens (at 3000K)	Beam	Weight	IP Rating
1 Small	5W (350mA)	217lm	100°	519g	IP65
2 Medium	8W (300mA)	656lm	100°	1.7kg	IP65
3 Large	15W (500mA)	824lm	100°	4.2kg	IP20


Key Information		Design		Performance		Driver	
Mounting	Wall Surface	Material	Powder Coated Aluminium	Lumen efficacy	Up to 66lm/W	Phase Cut	Built-in
Finish	<input type="checkbox"/> Textured Black <input type="checkbox"/> Textured White	Class Rating	Class I	CRI (Ra/R9)	90+ (R9: >50)	DALI	Small: Remote Medium, Large: Built-in
LED CCT	<input type="checkbox"/> 3000K <input type="checkbox"/> 4000K			Lifetime (Ta 25°C)	>50,000h L70B10	Bluetooth	Small: Remote Medium, Large: Built-in
Warranty	5 Years			Ambient Temperature Range	10°- 30°C		
				SDCM	≤3		





Iris

Wall Light



Iris
Wall Light
Medium
Textured Black
Research Primary School

Iris
Wall Light
Small, Medium, Large
Textured White, Textured Black
Chelsea Showroom