



1	EQ Essential Downlight	Page 61	10W	See <a href="https://unios.com/eqessential">unios.com/eqessential</a> for more details
2	EQ Comfort Downlight	Page 65	10W	See <a href="https://unios.com/eqcomfort">unios.com/eqcomfort</a> for more details
3	EQ Tilt Downlight	Page 67	10W	See <a href="https://unios.com/eqtilt">unios.com/eqtilt</a> for more details
4	EQ Track Light	Page 199	10W	See <a href="https://unios.com/eqtrack">unios.com/eqtrack</a> for more details




EQ Essential

Downlight



		LED Power	Lumens (at 3000K)	Beam	Weight
1	EQ Essential	10W (250mA)	853lm	60°	350g

Key Information		Design		Performance		Driver	
Mounting	Ceiling Recessed	Product Family	EQ	Lumen efficacy	Up to 92lm/W	Phase Cut	Remote
Finish	<input checked="" type="checkbox"/> Textured Black	Material	Powder Coated Aluminium	CRI (Ra/R9)	90+ (R9: >50)	DALI	Remote
	<input type="checkbox"/> Textured White			UGR	<19	Bluetooth	Remote
LED CCT	<input checked="" type="checkbox"/> 3000K <input type="checkbox"/> 4000K	IP Rating	IP44 (Room Side)	Lifetime (Ta 25°C)	>59,000h L70B10		
Warranty	5 Year	Class Rating	Class II	Ambient Temperature Range	10°- 30°C		
		Insulation Rating	IC-4	SDCM	≤3		
				COI Compliance model requirements	4000K		







EQ Essential

Downlight




EQ Essential  
Downlight  
Textured Black  
Tony Fruit






EQ Comfort

Downlight



		LED Power	Lumens (at 3000K)	Beam	Weight
1	EQ Comfort	10W (250mA)	804lm	60°	350g


Key Information		Design		Performance		Driver	
Mounting	Ceiling Recessed	Product Family	EQ	Lumen efficacy	Up to 86lm/W	Phase Cut	Remote
Finish	<input checked="" type="checkbox"/> Textured Black <input type="checkbox"/> Textured White	Material	Powder Coated Aluminium	CRI (Ra/R9)	90+ (R9: >50)	DALI	Remote
LED CCT	<input checked="" type="checkbox"/> 3000K <input type="checkbox"/> 4000K	IP Rating	IP44 (Room Side)	UGR	<16	Bluetooth	Remote
Warranty	5 Year	Class Rating	Class II	Lifetime (Ta 25°C)	>59,000h L70B10		
		Insulation Rating	IC-4	Ambient Temperature Range	10°- 30°C		
				SDCM	≤3		
				COI Compliance model requirements	4000K		






EQ Tilt

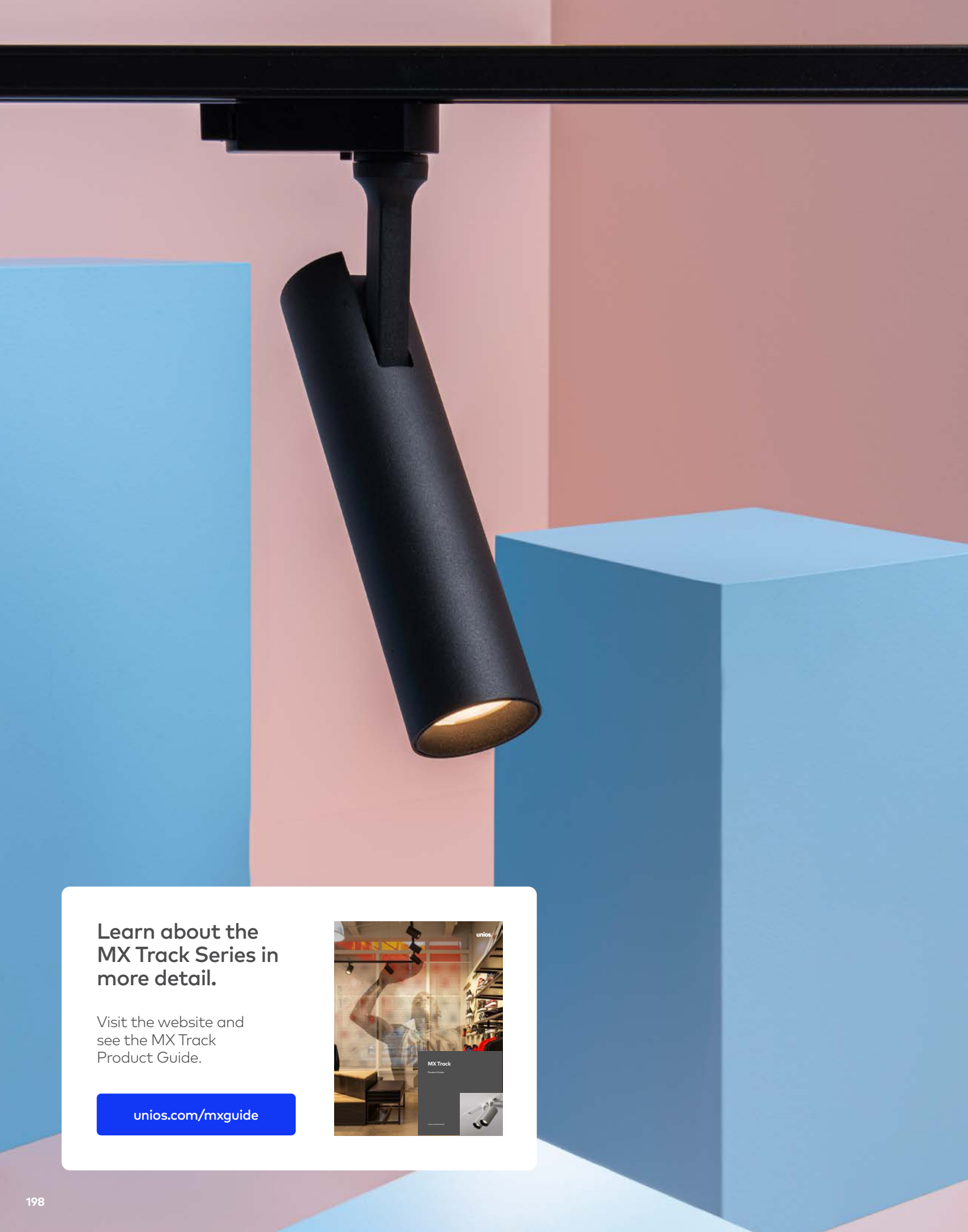
Downlight



		LED Power	Lumens (at 3000K)	Beam	Weight
1	EQ Tilt	10W (250mA)	767lm	60°	350g

Key Information		Design		Performance		Driver	
Mounting	Ceiling Recessed	Product Family	EQ	Lumen efficacy	Up to 84lm/W	Phase Cut	Remote
Finish	<input checked="" type="checkbox"/> Textured Black <input type="checkbox"/> Textured White	Adjustability	20° Tilt	CRI (Ra/R9)	90+ (R9: >50)	DALI	Remote
LED CCT	<input checked="" type="checkbox"/> 3000K <input type="checkbox"/> 4000K	Material	Powder Coated Aluminium	UGR	<19	Bluetooth	Remote
Warranty	5 Year	IP Rating	IP44 (Room Side)	Lifetime (Ta 25°C)	>59,000h L70B10		
		Class Rating	Class II	Ambient Temperature Range	10°- 30°C		
		Insulation Rating	IC-4	SDCM	≤3		
				COI Compliance model requirements	4000K		

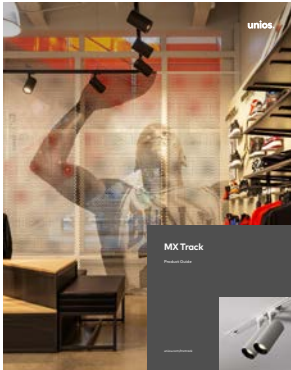




Learn about the  
MX Track Series in  
more detail.

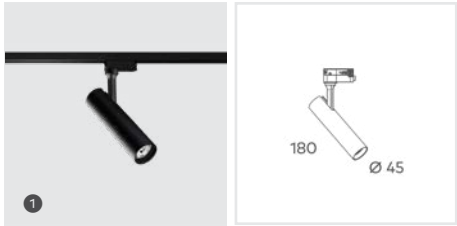
Visit the website and  
see the MX Track  
Product Guide.

[unios.com/mxguide](https://unios.com/mxguide)



EQ

Tracklight



		LED Power	Lumens (at 3000K)	Beam	Weight
1	EQ Track	10W (250mA)	968lm	40°	370g
Key Information		Design		Performance	
Mounting	Track	Product Family	EQ	Lumen efficacy	Up to 103lm/W
Finish	<input checked="" type="checkbox"/> Textured Black <input type="checkbox"/> Textured White	Adjustability	355° Rotation, 90° Tilt	CRI (Ra/R9)	90+ (R9: >50)
LED CCT	<input checked="" type="checkbox"/> 3000K <input type="checkbox"/> 4000K	Material	Powder Coated Aluminium	UGR	<19
Warranty	5 Year	IP Rating	IP20	Lifetime (Ta 25°C)	>59,000h L70B10
		Class Rating	Class I	Ambient Temperature Range	10°- 30°C
				SDCM	≤3
				COI Compliance model requirements	4000K
				Track & Driver Compatibility	
				Phase Cut	MX1 Built in, MX3 Built in

