

# Indirect Lighting

The secret to a comfortable home



An introduction to indirect lighting

**unios®**



## Bring comfort to your everyday

Indirect lighting is not something that would make up your entire lighting design, but it is a crucial factor in achieving comfort.

In this day and age, we are spending more and more time at home. It is where you and your loved ones start and end the day. While a home can be everything you want and more, it should, first and foremost, be comfortable. To foster this sense of warmth and comfort, lighting plays a significant role.

Good lighting doesn't have to be complicated; it starts with understanding your options and the kind of solace you're looking to create within the home.

We created this guide to introduce to you the concept of indirect lighting. It is not something that would make up your entire lighting design, but it is a crucial factor in achieving comfort. It will help you envision new ways of lighting that break away from the conventional approaches. And most importantly, we hope that this guide can become a helpful starting point for your lighting journey.

# Add depth and visual comfort to your home in an instant through indirect lighting.

True to its name, indirect light means bringing brightness into a space without a perceivable light source. With this method, lights are perceived via their reflections on surfaces, such as walls, floors or ceilings.

In our reference image, indirect lighting works harmoniously with direct light sources to add depth and visual interest to the home.

When working or undertaking activities that require focus, you can turn on both the indirect and direct light sources to brighten the area.

As night falls, you can dim the downlights and rely on indirect lighting as the primary source of illumination. This would reduce glare and provide just enough brightness for wayfinding and recreation activities and foster a calming and relaxing mood as you wind down the day.

## ① Direct Lighting

Lighting that goes directly from the source to the area lit.

## ② Indirect Lighting

Lighting that goes from the source to light the area via another surface.





# Your indirect lighting options

Use one or more of these lighting options to create a comfortable ambience for the home.

## 1 Wall Lights



Using a wall light with an upward light spread can highlight architecture and increase the perceived spaciousness.

## 2 Linear Lights




Hidden under the kitchen island or in joinery, linear lights create a gentle spread of light that accents the space.

## 3 Pendant Lights



An indirect pendant light atop a table surface fosters comfort without harsh light downwards and brings a sense of closeness.

## 4 Wayfinding



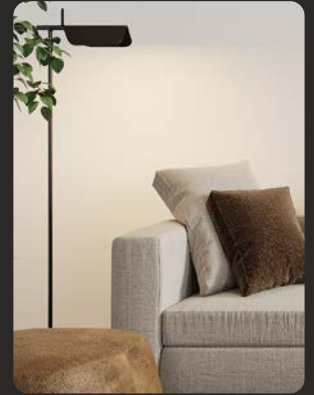
Discreet yet highly efficient, pathway lights assist in creating a safe and aesthetically pleasing pathway.

## 5 Uplights



The ideal option when highlighting landscapes and textured walls.

## 6 Lamps



An indirect floor or table lamp is an easy approach to achieving comfort and relaxation at night.

# The biggest misconception about indirect lighting

Indirect lighting cannot provide enough light in a space.

With the right fixtures and placements, indirect lighting can provide just as much brightness as downlights.

In that case, can't I just stick with using downlights?

By having both downlights and indirect lighting, you can change your atmosphere in an instant, from task-focused to a relaxing ambience with minimal glare.







## Benefits of indirect lighting



### 1 Installation cost

With less penetration on the ceiling, you can reduce installation costs and labour efforts.

### 2 Comfort

Illuminates the room with an even and smooth spread of light will make the room feel light, warm and welcoming.

### 3 Light scenes

Use lighting to create the right mood for your everyday activities and circadian rhythm.

### 4 Low glare


Improve visibility and lessen eyestrains for seniors, who are especially sensitive to glare.

# Unios product recommendations

Find the perfect indirect lighting solution with Unios

## Wall Lights

Ideal for: Bedroom/Living Room




Vespa Wall Light

Finish ☐ ☐

CCT ☐ ☐

[unios.com/vespa](https://unios.com/vespa)



Iris Wall Light

Finish ☐ ☐

CCT ☐ ☐

[unios.com/iris](https://unios.com/iris)



Paragon Wall Light

Finish ☐ ☐

CCT ☐

[unios.com/paragon](https://unios.com/paragon)



Tourmaline Wall Light


Finish ☐ ☐ ☐

CCT ☐

[unios.com/tourmaline](https://unios.com/tourmaline)

## Wayfinding

Ideal for: Hallway/Staircase




Pilot Handrail Light

Finish ☐

CCT ☐ ☐

[unios.com/pilot](https://unios.com/pilot)



Astro Wall Light

Finish ☐ ☐

CCT ☐

[unios.com/astroone](https://unios.com/astroone)




Cuadro Wall Light

Finish ☐ ☐

CCT ☐

[unios.com/cuadro](https://unios.com/cuadro)



Ovo Wall Light

Finish ☐ ☐

CCT ☐

[unios.com/ovo](https://unios.com/ovo)

## Linear Lights

Ideal for: Kitchen/Bathroom




Eclipse Linear Series

Finish ☐ ☐

CCT ☐

[unios.com/eclipse](https://unios.com/eclipse)



Aeon Flex Series


Finish ☐

CCT ☐

[unios.com/aeonflex](https://unios.com/aeonflex)

## Pendant Lights

Ideal for: Home-Office/Kitchen



LX Linear Series

Finish ☐ ☐

CCT ☐

[unios.com/lx](https://unios.com/lx)



Eclipse Linear Series

Finish ☐ ☐

CCT ☐

[unios.com/eclipse](https://unios.com/eclipse)

## Legend

### Finish

Textured Black	<input checked="" type="radio"/>
Textured White	<input type="radio"/>
Textured Grey, Aluminium	<input type="radio"/>
Textured Black/White	<input type="radio"/>
Textured White/Black	<input type="radio"/>
Black/Gold Trim	<input type="radio"/>
White/Gold Trim	<input type="radio"/>

### Colour Temperature (CCT)

2700K (Warm White)	<input type="radio"/>
3000K (Warm White)	<input type="radio"/>
4000K (Cool White)	<input type="radio"/>

# What is layering in lighting?

As a general principle, lighting design lives in three distinct layers, including ambient, task and accent lighting. While the ambient layer provides illumination for functional needs, task lighting works to assist specific tasks like cooking or working.

Lastly, accent lighting brings visual interest to a space. Navigating the lighting world can be tricky, so make sure to be in contact with your lighting professionals to create the perfect lighting for your home!



Instagram: [instagram.com/unioslight](https://www.instagram.com/unioslight)  
Facebook: [facebook.com/unioslight](https://www.facebook.com/unioslight)  
LinkedIn: [linkedin.com/company/unios](https://www.linkedin.com/company/unios)  
YouTube: [youtube.com/unioslight](https://www.youtube.com/unioslight)  
Pinterest: [pinterest.com/unioslight](https://www.pinterest.com/unioslight)

© Unios Pty Ltd 2021

No part of this document may be reproduced without prior permission from Unios Pty Ltd. Models and technical specifications are subject to modification and enhancements.



